



东莞市林积为实业投资有限公司
Dongguan LJV Industry Investments Co.,Ltd.

地址: 中国广东省东莞市凤岗镇玉泉电子信息产业园
电话: +86 769 82100188 传真: +86 769 82100199
服务热线: 400 064 0188
导航: 林积为

ADD: Yuquan Industrial Park, Fenggang Town, Dongguan,
Guangdong, China
TEL: +86 769 82100188 FAX: +86 769 82100199
Service Hotline: 400 064 0188
Navigation: 林积为

www.ljv.hk

子公司 Subsidiaries:

香港林积为实业有限公司
HongKong Linjiwei Industry Limited.

广东林积为实业投资有限公司
Guangdong LJV Industry Investments Co.,Ltd.

东莞市志图模具有限公司
Dongguan Zhitu Mould Co.,Ltd.

东莞传晟光电有限公司
Dongguan Tranesen Optoelectronics Co., Ltd.



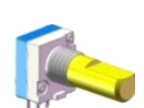




Creating Values for All






2018






- 模组 MODULE
- 编码器 ENCODER
- 多路开关 MULTI WAY SWITCH
- 轻触开关 TACT SWITCH
- 电位器 POTENTIOMETER

按使用功能分类 Classification by use

1.1、汽车影音、导航、空调系统 Car audio, navigation, air-conditioner :






类别 Style	编码器 Encoder				
产品名 Name	8型金属轴卧式型 8mm Vertical Type with Metal Shaft	11型金属轴立式型 11mm Horizontal Type with Metal Shaft	11型伸缩式立式型 11mm Horizontal Type with Telescopic Shaft	11型绝缘轴立式型 11mm Horizontal Type with Insulated Shaft	12型绝缘轴立式型 12mm Horizontal Type with Insulated Shaft
系列 Series	RE08	RE11	RE11	RE11	RE12
图片 Image					
页码 Page	10	19	20	24	27






类别 Style	中空轴编码器 Hollow Shaft Encoder				
产品名 Name	21型编码器 21mm Encoder	28型编码器 28mm Encoder	35型编码器 35mm Encoder	40型编码器 40mm Encoder	56型编码器 56mm Encoder
系列 Series	RE21	RE28	RE35	RE40	RE56
图片 Image					
页码 Page	37	40	45	48	50






类别 Style	复位开关 Self-return Switch	脉冲开关 Pulse Switch	轻触开关 Tact Switch		汽车座椅开关 Auto Seat Switch
产品名 Name	11型金属轴立式型 11mm Horizontal Type Metal Shaft	12型金属轴卧式型 12mm Vertical Type Metal Shaft	硅胶、贴片开关型 Silica gel & SMT Switch	驻车开关 Electrical Parking Brake	弱电座椅开关 26mm Low Current Auto Seat Switch
系列 Series	RS11	RS126	PS0601	MS1507	JS26
图片 Image					
页码 Page	63	67	58	62	72






类别 Style	中空轴电位器 Hollow Shaft Potentiometer		模组 MODULE		
产品名 Name	39型电位器 39mm Potentiometer	39型号带LED灯电位器 39mm Potentiometer with Led Illumination	汽车座椅调节开关 Car Seat Adjusting Switch	四向开关 4-Way Switch Module	四向编码器开关 4-Way Encoder Switch
系列 Series	RP3901	RP3910	MS1000	MS3600	MSE3600
图片 Image					
页码 Page	92	96	02	05	05

1.2、对讲机、车载通讯设备 Interphone, vehicle-mounted communication equipment :






类别 Style	电位器 Potentiometer				
产品名 Name	8型单联卧式型 8mm Vertical Type with Single Gang	8型双联卧式型 8mm Vertical Type with Dual-gang	8型多联卧式型 8mm Vertical Multi-gang	8型按压开关卧式型 8mm Vertical Type with Push Switch	8型旋转开关卧式型 8mm Vertical Type Rotary Switch
系列 Series	RP0811	RP0812	RP0814	RP0811	RP0811
图片 Image					
页码 Page	77	78	78	77	78

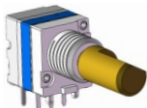




类别 Style	电位器 Potentiometer				
产品名 Name	9型绝缘轴卧式型 9mm Vertical Type with Insulated Shaft	9型金属轴卧式型 9mm Vertical Type with Metal Shaft	9型旋转开关卧式型 9mm Vertical Type with Rotary Switch	9型按压开关立式型 9mm Horizontal Type with Push Switch	9型伸缩式卧式型 9mm Vertical Type with Telescopic Shaft
系列 Series	RP09	RP0911	RP0911	RP09115	RP09110
图片 Image					
页码 Page	85	80	81	83	82






类别 Style	编码器 Encoder				
产品名 Name	06微型编码器 6mm Mini Encoder	8型金属轴卧式型 8mm Vertical Type with Metal Shaft	8型按压开关卧式型 8mm Vertical Type with Push Switch	9型金属轴卧式型 9mm Vertical Type with Metal Shaft	9型按压开关立式型 9mm Horizontal Type with Push Switch
系列 Series	RE06	RE08	RE08	RE09	RE09
图片 Image					
页码 Page	08	10	11	13	13



类别 Style	编码器 Encoder				(编码&电位)器 Encoder&Potentiometer
产品名 Name	10型金属轴卧式型 10mm Vertical Type with Metal Shaft	10型金属轴卧式型 10mm Vertical Type with Metal Shaft	11型金属轴立式型 11mm Horizontal Type with Metal Shaft	11型金属轴贴片型 11mm SMT Type with Metal Shaft	8型双轴卧式型 8mm Vertical Type with Dual-shaft
系列 Series	RE10	RE101	RE11	RE11	REP08
图片 Image					
页码 Page	16	17	19	19	12

1.3、多媒体音响、功放、白色家电 Multimedia audio, amplifier, white goods :

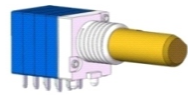




类别 Style	编码器 Encoder				
产品名 Name	11型金属轴立式型 11mm Horizontal Type with Metal Shaft	11型防水立式型 11mm Horizontal Type & Water-proof	11型绝缘轴立式型 11mm Horizontal Type with Insulated Shaft	11型伸缩式立式型 11mm Horizontal Type with Telescopic Shaft	12型绝缘轴立式型 12mm Horizontal Type with Insulated Shaft
系列 Series	RE11	RE11	RE113	RE1105	RE12
图片 Image					
页码 Page	19	18	24	20	28


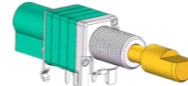



类别 Style	编码器 Encoder				
产品名 Name	8型按压开关卧式型 8mm Vertical Type with Push Switch	9型按压开关立式型 9mm Horizontal Type with Push Switch	16型绝缘轴立式型 16mm Horizontal Type with Insulated Shaft	16型金属轴立式型 16mm Horizontal Type with Metal Shaft	20型编码器 20mm Encoder
系列 Series	RE08	RE09	RE16	RE16	RE20
图片 Image					
页码 Page	11	13	31	31	35

类别 Style	编码器 Encoder	复位开关 Self-return Switch	脉冲开关 Pulse Switch	段位开关 Position Switch	
产品名 Name	18型绝缘轴立式型 18mm Horizontal Type Insulated Shaft	11型金属轴立式型 11mm Horizontal Type with Metal Shaft	12型金属轴卧式型 12mm Vertical Type with Metal Shaft	12型金属轴卧式型 12mm Vertical Type with Metal Shaft	17型金属轴立式型 17mm Horizontal Type with Metal Shaft
系列 Series	RE18	RS11	RS126	RS12	RS17
图片 Image					
页码 Page	33	63	67	65	68

类别 Style	中空轴编码器 Hollow Shaft Encoder				
产品名 Name	21型编码器 21mm Encoder	28型编码器 28mm Encoder	35型编码器 35mm Encoder	40型编码器 40mm Encoder	56型编码器 56mm Encoder
系列 Series	RE21	RE28	RE35	RE40	RE56
图片 Image					
页码 Page	37	40	45	48	50

1.3、多媒体音响、功放、白色家电 Multimedia audio, amplifier, white goods :

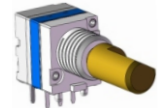




类别 Style	电位器 Potentiometer				
产品名 Name	8型多联卧式型 8mm Vertical Type with Multi-gang	8型按压开关卧式型 8mm Vertical Type with Push Switch	8型旋转开关卧式型 8mm Vertical Type with Rotary Switch	9型旋转开关卧式型 9mm Vertical Type with Rotary Switch	9型按压开关立式型 9mm Horizontal Type with Push Switch
系列 Series	RP0814	RP0811	RP0811	RP0911	RP09115
图片 Image					
页码 Page	78	77	78	81	83






类别 Style	电位器 Potentiometer				
产品名 Name	9型双轴卧式型 9mm Vertical Type with Dual-shaft	9型伸缩式卧式型 9mm Vertical Type with Telescopic Shaft	12型旋转开关卧式型 12mm Vertical Type with Rotary Switch	15型电位器 15mm potentiometer	18型绝缘轴立式型 18mm Horizontal Type Insulated Shaft
系列 Series	RP09	RP09110	RP12	RP15	RP18
图片 Image					
页码 Page	84	82	87	88	90






类别 Style	轻触开关 Tact Switch		汽车座椅开关 Auto Seat Switch		
产品名 Name	锅仔开关 Metal Dome Switch	贴片开关型 SMT Type	防水开关型 Water-proof Switch	弱电座椅开关 26mm Low Current Auto Seat Switch	强电座椅开关 26mm High Current Auto Seat Switch
系列 Series	PS0402	PS0403	PS0607	JS2600	JS2611
图片 Image					
页码 Page	59	59	59	72	74






类别 Style	复位开关 Self-return Switch	脉冲开关 Pulse Switch	段位开关 Position Switch		
产品名 Name	11型金属轴立式型 11mm Horizontal Type with Metal Shaft	12型金属轴卧式型 12mm Vertical Type with Metal Shaft	12型金属轴卧式型 12mm Vertical Type with Metal Shaft	17型金属轴立式型 17mm Horizontal Type with Metal Shaft	26型绝缘轴立式型 26mm Horizontal Type with Insulated Shaft
系列 Series	RS11	RS126	RS12	RS17	RS26
图片 Image					
页码 Page	64	67	65	68	69

1.4、仪器、设备、运动、医疗器材 Instruments, equipment, sports & medical equipment :

类别 Style	编码器 Encoder				
产品名 Name	8型按压开关卧式型 8mm Vertical Type with Push Switch	9型按压开关立式型 9mm Horizontal Type with Push Switch	10型金属轴卧式型 10mm Vertical Type with Metal Shaft	11型金属轴立式型 11mm Horizontal Type with Metal Shaft	11型绝缘轴立式型 11mm Horizontal Type with Insulated Shaft
系列 Series	RE08	RE09	RE10	RE11	RE113
图片 Image					
页码 Page	11	13	16	19	24

类别 Style	编码器 Encoder			轻触开关 Tact Switch	
产品名 Name	12型绝缘轴立式型 12mm Horizontal Type with Insulated Shaft	16型金属轴立式型 16mm Horizontal Type with Metal Shaft	18型绝缘轴立式型 18mm Horizontal Type with Insulated Shaft	按键开关 Push Switch	微动开关 Micro Switch
系列 Series	RE12	RE16	RE18	PS085	MS1507
图片 Image					
页码 Page	26	31	33	61	62

类别 Style	电位器 Potentiometer				
产品名 Name	8型按压开关卧式型 8mm Vertical Type with Push Switch	9型旋转开关卧式型 9mm Vertical Type with Rotary Switch	12型旋转开关卧式型 12mm Vertical Type with Rotary Switch	15型电位器 15mm Potentiometer	弱电座椅开关 26mm Low Current Auto Seat Switch
系列 Series	RP0811	RP09	RP12	RP15	JS2600
图片 Image					
页码 Page	77	81	87	88	72

类别 Style	复位开关 Self-return Switch	脉冲开关 Pulse Switch	段位开关 Position Switch		
产品名 Name	11型金属轴立式型 11mm Horizontal Type with Metal Shaft	12型金属轴卧式型 12mm Vertical Type with Metal Shaft	12型金属轴立式型 12mm Vertical Type with Metal Shaft	17型金属轴立式型 17mm Horizontal Type with Metal Shaft	26型绝缘轴立式型 26mm Horizontal Type with Insulated Shaft
系列 Series	RS11	RS126	RS12	RS17	RS26
图片 Image					
页码 Page	64	67	65	68	69

模组 MODULE



KGBY



MS1000

模组
Module

编码器
Encoder



MS3600




MSE3600

开关
Switch

电位器
Potentiometer

模组 | MS1000系列
MODULE MS1000 SERIES



主要规格 TYPICAL SPECIFICATIONS

项目 Items	规格 Specifications
额定值 Rating	10A 12V DC
操作寿命 Operating Life	30,000cycles
使用温度范围 Operating Temperature Range	-40°C to + 85°C

产品一览 PRODUCTS LINE

产品编号 Products No.	接触阻抗 Contact Resistance	开关特性 Switching Characteristic	操作力(N) Operating Force	操作行程(mm) Operating Travel	手感系数 Handle Coefficient	整箱包装数量(PCS) Packing quantity
MS1000BXXX-0000	≤100mΩ	四向调节 4-Way adjustment	8±2N	2±0.5mm	15%-50%	24
MS1000CXXX-0001	≤100mΩ	六向调节 6-Way adjustment	8±2N	2±0.5mm	15%-50%	24
MS1000DXXX-0002	≤100mΩ	八向调节 8-Way adjustment	8±2N	2±0.5mm	15%-50%	24

照片 Photo

形状 Style

方向定义 Symbol of 4 direction

引脚分配 Pin Assignment

引脚编号 Pin No	引脚定义 Pin definition	引脚分配 Pin Assignment
1	座椅调前 Track FWD	输出-A方向 Output-A
2	座椅调后 Track BWD	输出-B方向 Output-B
3	座椅调左 Slipping LWD	输出-C方向 Output-C
4	座椅调右 Slipping RWD	输出-D方向 Output-D
5	输入 Power(+)	输入 Power(+)
6	座椅调上 High Adjust Up	输出-E方向 Output-E
7	座椅调下 High Adjust Down	输出-F方向 Output-F
8	座椅调前 Recliner BWD	输出-B方向 Output-B
9	座椅调后 Recliner FWD	输出-D方向 Output-D
10	接地 Ground Wire	接地 Ground Wire
11	座椅调前 Recliner BWD	输出-B方向 Output-B
12	座椅调后 Recliner FWD	输出-D方向 Output-D

注明：如目录书与承认书规格参数、图纸有异，均以承认书为准。
Note: If any parameters or drawing of this catalog is different from "approval sheet", it's subject to the "approval sheet".

单位 UNIT: mm

模组 | MS1000系列
MODULE MS1000 SERIES



照片 Photo

形状 Style

方向定义 Symbol of 6 direction

引脚分配 Pin Assignment

引脚编号 Pin No	引脚定义 Pin definition	引脚分配 Pin Assignment
1	座椅调前 Track FWD	输出-A方向 Output-A
2	座椅调后 Track BWD	输出-B方向 Output-B
3	空位 Empty	空位 Empty
4	空位 Empty	空位 Empty
5	输入 Power(+)	输入 Power(+)
6	座椅调下 High Adjust Down	输出-F方向 Output-F
7	座椅调上 High Adjust Up	输出-E方向 Output-E
8	空位 Empty	空位 Empty
9	空位 Empty	空位 Empty
10	接地 Ground Wire	接地 Ground Wire
11	座椅调后 Recliner BWD	输出-D方向 Output-D
12	座椅调前 Recliner FWD	输出-C方向 Output-C

照片 Photo

形状 Style

方向定义 Symbol of 8 direction

引脚分配 Pin Assignment

引脚编号 Pin No	引脚定义 Pin definition	引脚分配 Pin Assignment
1	座椅调前 Track FWD	输出-A方向 Output-A
2	座椅调后 Track BWD	输出-B方向 Output-B
3	座椅调左 Slipping LWD	输出-C方向 Output-C
4	座椅调右 Slipping RWD	输出-D方向 Output-D
5	输入 Power(+)	输入 Power(+)
6	座椅调上 High Adjust Up	输出-E方向 Output-E
7	座椅调下 High Adjust Down	输出-F方向 Output-F
8	座椅调前 Recliner BWD	输出-B方向 Output-B
9	座椅调后 Recliner FWD	输出-D方向 Output-D
10	座椅调左 Slipping LWD	输出-C方向 Output-C
11	座椅调右 Slipping RWD	输出-E方向 Output-E
12	座椅调前 Recliner BWD	输出-B方向 Output-B
13	座椅调后 Recliner FWD	输出-D方向 Output-D

注明：如目录书与承认书规格参数、图纸有异，均以承认书为准。
Note: If any parameters or drawing of this catalog is different from "approval sheet", it's subject to the "approval sheet".

单位 UNIT: mm

模组 Module

编码器 Encoder

开关 Switch

电位器 Potentiometer

模组 Module

编码器 Encoder

开关 Switch

电位器 Potentiometer

模组 | MSE3600系列
MODULE MSE3600 SERIES



主要规格 TYPICAL SPECIFICATIONS

项目 Items	规格 Specifications
额定值 Rating	10mA 5V DC
操作寿命 Operating Life	30,000cycles
使用温度范围 Operating Temperature Range	-40°C to + 85°C

产品一览 PRODUCTS LINE

产品编号 Products No.	接触阻抗 Contact Resistance	开关特性 Switching Characteristic	操作力(N) Operating Force	操作行程(mm) Operating Travel	按压行程(mm) Push Travel	整箱包装数量(PCS) Packing quantity
MS3600BPXX-0000	≤200mΩ	四向摆动加按压 4-Way swing and press	6±1.5N	2.0±0.5mm	1.4±0.5mm	90
MSE3600BPXX-0000	≤200mΩ	四向开关加编码器 4-Way switch and encoder	7±1.5N	3.5±0.5mm	1.4±0.5mm	90

模组 | MSE3600系列
MODULE MSE3600 SERIES

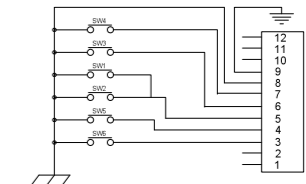
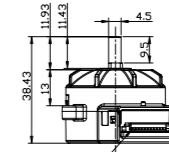
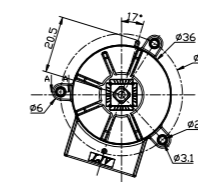


照片 Photo

MS3600BPXX-0000

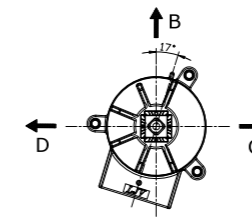


形状 Style



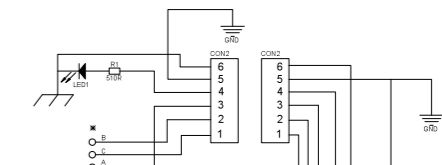
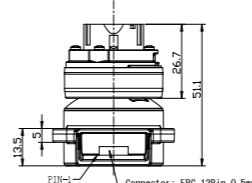
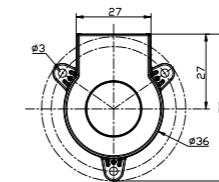
引脚分配 Pin Assignment

引脚编号 Pin No	引脚分配 Pin Assignment
1	空位 Empty
2	空位 Empty
3	输出-D方向 Output-D
4	输出-B方向 Output-B
5	输出-中央按压 Output-Center Press
6	输出-A方向 Output-A
7	输出-C方向 Output-C
8	输入 Input
9	接地 Ground Wire
10	空位 Empty
11	空位 Empty
12	空位 Empty



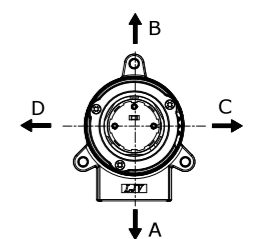
Symbol of 4 direction

MSE3600BPXX-0000



引脚分配 Pin Assignment

引脚编号 Pin No	引脚分配 Pin Assignment
1	空位 Empty
2	输出-A方向 Output-A
3	输出-D方向 Output-D
4	输出-B方向 Output-B
5	输出-中央按压 Output-Center Press
6	输出-C方向 Output-C
7	输入 Input
8	输出-LED Output-LED
9	编码器B端口 Encoder B port
10	编码器C端口 Encoder C port
11	编码器A端口 Encoder A port
12	接地 Ground Wire



Symbol of 4 direction

注明：如目录书与承认书规格参数、图纸有异，均以承认书为准。
Note: If any parameters or drawing of this catalog is different from "approval sheet", it's subject to the "approval sheet".

单位 UNIT: mm

注明：如目录书与承认书规格参数、图纸有异，均以承认书为准。
Note: If any parameters or drawing of this catalog is different from "approval sheet", it's subject to the "approval sheet".

单位 UNIT: mm

模组 Module

编码器 Encoder

开关 Switch

电位器 Potentiometer

模组 Module

编码器 Encoder

开关 Switch

电位器 Potentiometer

滑动门开关


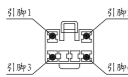
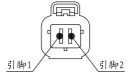
SLIDING DOOR SWITCH KGBY SERIES

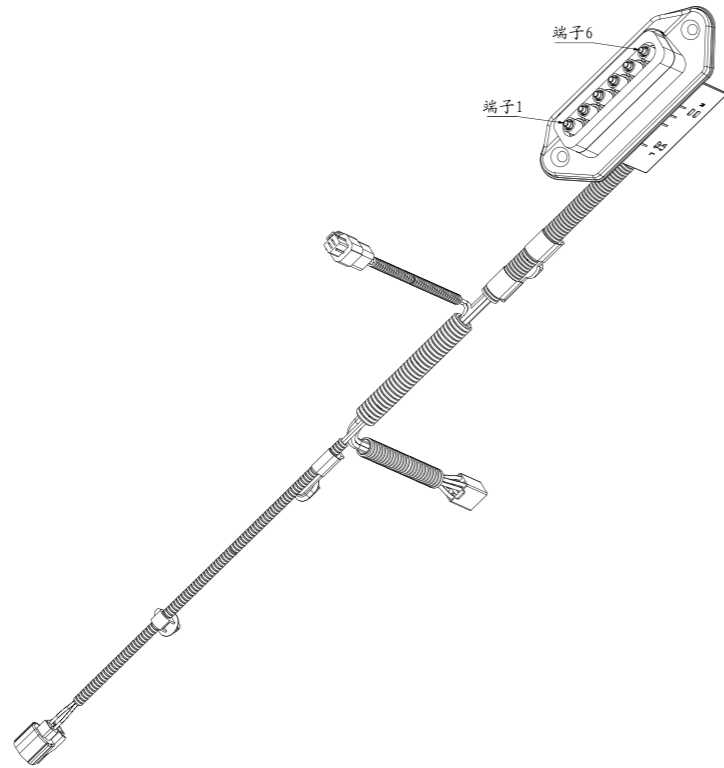


滑动端子定义列表1:

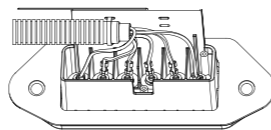
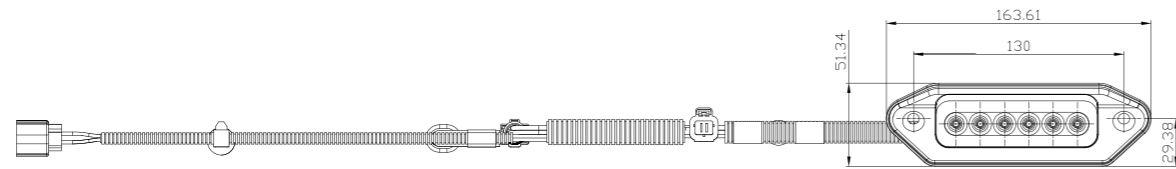
端子	定义	端子压接导线颜色
1	左前玻璃升降开关 (DOWN)	L/B (蓝黑)
2	BCM (UNLOCK)	L (蓝)
3	ON档电源	B (黑)
4	左前玻璃升降开关 (UP)	R/G (红绿)
5	BCM (LOCK)	R (红)
6	接地	Y/G (黄绿)

引脚定义列表2:

小线A示意图及引脚定义			
			
CONNECTOR A (2PIN) 护套: 6189-0129 端子: 1500-0106 防水胶: 7165-0118			
引脚	定义		
1	滑门解锁器UNLOCK+ (开锁时此脚为电源, 闭锁时此脚为接地)		
2	滑门解锁器LOCK+ (开锁时此脚为接地, 闭锁时此脚为电源)		
小线B示意图及引脚定义			
			
CONNECTOR B (4PIN) 护套: D17861-2.3-2120 端子: D1621-02.3X0.6AS+植			
引脚	定义	引脚	定义
1	左前玻璃升降器开关-10 (DOWN+)	4	ON档电源
2	左前玻璃升降器开关-12 (UP+)	5	接地
3	左后玻璃升降器-1 (DOWN+)	6	左后玻璃升降器-2 (UP+)
小线C示意图及引脚定义			
			
CONNECTOR C (2PIN) 护套: 211PC32258049 端子: 211CC252160			
引脚	定义	引脚	定义
1	后玻璃升降器电机DOWN+ (下降时此脚为电源, 上升时此脚为接地)	2	后玻璃升降器电机UP+ (下降时此脚为接地, 上升时此脚为电源)



形状 Style



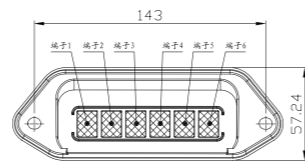
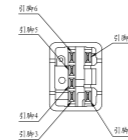
端子导线引出方向示意图

贮存温度及时间列表3:

温度/°C	-40 ± 3	85 ± 2
时间/H	24H	96H

端子引脚定义列表4:

引脚	端子	定义	引脚	端子	定义
1	1	左前玻璃升降开关 (DOWN)	2	2	BCM (UNLOCK)
3	4	左前玻璃升降开关 (UP)	4	3	ON档电源
5	6	接地	6	5	BCM (LOCK)



注明: 如目录书与承认书规格参数、图纸有异, 均以承认书为准。
Note: If any parameters or drawing of this catalog is different from "approval sheet", it's subject to the "approval sheet".

单位
UNIT: mm

模组
Module

编码器
Encoder


开关
Switch

电位器
Potentiometer


编码器 ENCODER



RE06



RE08113




RE08110




RE09101



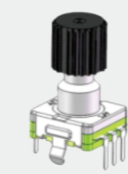
RE092




RE10



RE1101



RE1103




RE1104



RE1105



RE1131




RE115




RE1200




RE1201




RE1602




RE1804




RE1802




RE21




RE25




RE2800



RE2801




RE3501



RE3500



RE4000



RE4002



RE56

模组
Module

编码器
Encoder


开关
Switch

电位器
Potentiometer

编码器 RE06系列
ENCODER RE06 SERIES



The World's Smallest Encoder.



主要规格 TYPICAL SPECIFICATIONS

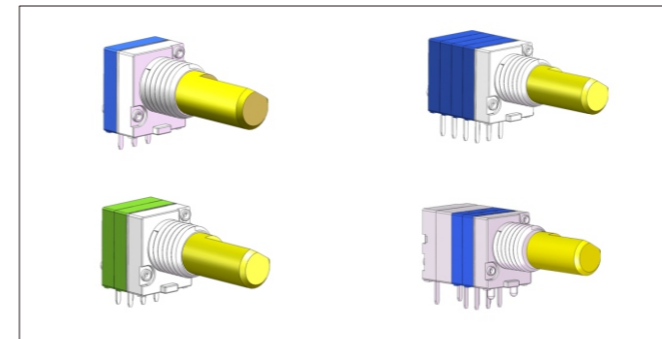
项目 Items	规格 Specifications
额定值 Rating	10mA 5V DC
操作寿命 Operating Life	30,000cycles
使用温度范围 Operating Temperature Range	-40°C to + 85°C
接触阻抗 Contact Resistance	100mΩ Max

编码器 RE08系列
ENCODER RE08 SERIES



主要规格 TYPICAL SPECIFICATIONS

项目 Items	规格 Specifications
额定值 Rating	2.5mA 5V DC
操作寿命 Operating Life	30,000cycles
使用温度范围 Operating Temperature Range	-30°C to + 80°C



标准编码 STANDARD CODES

RE08120/RE08121/RE08123
/RE08125/RE08127

click position	C.W															
	1	2	3	4	5	6	7	8	9	10	11	12	13	14	15	16
E1(1-2)	0	1	1	0	0	1	1	0	0	0	1	1	0	0	1	1
E1(2-3)	1	1	0	0	1	1	0	0	0	1	1	0	0	1	1	0
E2(1-2)	1	1	0	1	0	0	1	1	0	0	1	1	0	1	0	0
E2(2-3)	0	0	1	1	1	1	0	0	0	0	1	1	1	1	0	0

RE08122

click position	C.W							
	1	2	3	4	5	6	7	8
E1(1-2)	0	1	1	0	0	1	1	0
E1(2-3)	1	1	0	0	1	1	0	0
E2(1-2)	1	1	0	1	0	0	1	1
E2(2-3)	0	0	1	1	1	1	0	0

RE08130/RE08131

click position	C.W															
	1	2	3	4	5	6	7	8	9	10	11	12	13	14	15	16
E1(1-2)	0	0	0	0	0	0	0	0	0	0	0	0	0	0	0	0
E1(2-3)	0	1	1	0	0	1	1	0	0	0	1	1	0	0	1	1
E2(1-2)	1	1	1	1	0	0	0	0	0	1	1	1	1	0	0	0
E2(2-3)	0	0	1	1	1	1	0	0	0	0	0	1	1	1	1	0
E3(1-2)	1	1	1	1	1	1	1	1	0	0	0	0	0	0	0	0
E3(2-3)	1	1	1	1	1	1	1	1	0	0	0	0	0	0	0	0

RE08140

click position	C.W															
	1	2	3	4	5	6	7	8	9	10	11	12	13	14	15	16
E1(1-2)	1	1	1	1	1	1	1	1	0	0	0	0	0	0	0	0
E2(1-2)	1	1	1	1	0	0	0	0	1	1	1	1	0	0	0	0
E3(1-2)	1	1	0	0	1	1	0	0	1	1	0	0	1	1	0	0
E4(1-2)	1	0	1	0	1	0	1	0	1	0	1	0	1	0	1	0

RE08220

click position	C.W															
	1	2	3	4	5	6	7	8	9	10	11	12	13	14	15	16
E1(1-2)	0	0	0	0	1	1	1	1	1	1	1	0	0	0	0	0
E1(2-3)	0	1	1	0	0	1	1	0	0	1	1	0	0	1	1	0
E2(1-2)	0	0	1	1	1	1	0	0	0	0	1	1	1	1	0	0
E2(2-3)	0	0	0	0	0	0	0	0	1	1	1	1	1	1	1	1

1: ON
0: OFF

产品一览 PRODUCTS LINE

产品编号 Products No.	脉冲数 Resolution	定位数 Number of Detent	定位旋转扭矩 (gf.cm) Detent Torque	按压开关 Push-on Switch	按压开关行程 (mm) Travel of Push-on Switch	按压力 (gf) Operating Force of Switch	整箱包装数量 (PCS) QTY/CTN
RE0620XA1-V01	6	0 12	20±10	有	0.1	100±30	15000

照片 Photo	形状 Style	安装孔尺寸图 P.C.B Mounting Detail
RE0620XA1-V01 		

注明：如目录书与承认书规格参数、图纸有异，均以承认书为准。
Note: If any parameters or drawing of this catalog is different from "approval sheet", it's subject to the "approval sheet".

单位 UNIT: mm

注明：如目录书与承认书规格参数、图纸有异，均以承认书为准。
Note: If any parameters or drawing of this catalog is different from "approval sheet", it's subject to the "approval sheet".

单位 UNIT: mm

模组 Module

编码器 Encoder

开关 Switch

电位器 Potentiometer

模组 Module

编码器 Encoder

开关 Switch

电位器 Potentiometer

编码器 RE08系列
ENCODER RE08 SERIES



编码器 RE08系列
ENCODER RE08 SERIES



产品一览 PRODUCTS LINE

产品编号 Products No.	定位旋转扭矩 (gf. cm) Detent Torque	定位数 Number of Detent	脉冲数 Resolution	额定值 Rating	操作寿命 Operating Life	整箱包装数量 (PCS) QTY/CTN
RE08110XX-VZ	320 ± 150 200 ± 70 120 ± 50	20	10	2.5mA 5V DC	30,000 cycles	2,000/4,000
RE08111XX-VZ						
RE08115XX-VZ						
RE08120XX-VZ						
RE08121XX-VZ						
RE08122XX-VZ						
RE08123XX-VZ						
RE08125XX-VZ						
RE08127XX-VZ						
RE08130XX-VZ						
RE08131XX-VZ	16	16				
RE08140XX-VZ						
RE08220XX-VZ						

照片 Photo	形状 Style	安装孔尺寸图 P.C.B Mounting Detail
RE08110 X X-V Z		
RE08120 X X-V Z		

注明：如目录书与承认书规格参数、图纸有异，均以承认书为准。
Note: If any parameters or drawing of this catalog is different from "approval sheet", it's subject to the "approval sheet".

单位
UNIT: mm

照片 Photo	形状 Style	安装孔尺寸图 P.C.B Mounting Detail
RE08115 X X-V Z		
RE08140 X X-V Z		
RE08220 X X-V Z		
RE08127 X X-V Z		

注明：如目录书与承认书规格参数、图纸有异，均以承认书为准。
Note: If any parameters or drawing of this catalog is different from "approval sheet", it's subject to the "approval sheet".

单位
UNIT: mm

模组
Module

编码器
Encoder

开关
Switch

电位器
Potentiometer

模组
Module

编码器
Encoder

开关
Switch

电位器
Potentiometer

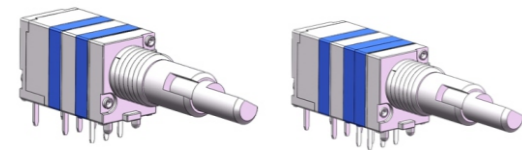
编码电位器 | REP08系列

ENCODER & Potentiometer REP08 SERIES




编码器 | RE09系列

ENCODER RE09 SERIES



主要规格 TYPICAL SPECIFICATIONS

项目 Items	规格 Specifications
额定值 Rating	1A 12V DC
操作寿命 Operating Life	30,000cycles
使用温度范围 Operating Temperature Range	-30°C to + 60°C



主要规格 TYPICAL SPECIFICATIONS

项目 Items	规格 Specifications
额定值 Rating	10mA 5V DC
操作寿命 Operating Life	30,000cycles
使用温度范围 Operating Temperature Range	-30°C to + 80°C

模组
Module

编码器
Encoder

开关
Switch

电位器
Potentiometer

模组
Module

编码器
Encoder

开关
Switch

电位器
Potentiometer

照片 Photo	形状 Style	安装孔尺寸图 P.C.B Mounting Detail																																																																																																									
REP08120DX-V <input type="checkbox"/>	<p>outer shaft, 360° rotation inner shaft, 300° rotation</p> <table border="1"> <tr><td>H</td><td>3</td><td>2</td><td>1</td></tr> <tr><td>Z</td><td>01</td><td>02</td><td>03</td></tr> </table>	H	3	2	1	Z	01	02	03	<p>6-$\phi 0.8^{+0.2}$ HOLES Mounting Surface</p>																																																																																																	
H	3	2	1																																																																																																								
Z	01	02	03																																																																																																								
REP08121 <input checked="" type="checkbox"/> X-V <input type="checkbox"/>	<p>outer shaft, 360° rotation inner shaft, 300° rotation</p> <table border="1"> <tr><td>D</td><td>5</td><td>7</td><td>10</td></tr> <tr><td>X</td><td>H</td><td>J</td><td>K</td></tr> <tr><td>H</td><td>3</td><td>2</td><td>1</td></tr> <tr><td>Z</td><td>01</td><td>02</td><td>03</td></tr> </table>	D	5	7	10	X	H	J	K	H	3	2	1	Z	01	02	03	<p>8-$\phi 0.8^{+0.2}$ HOLES 2-$\phi 1.2^{+0.2}$ HOLES Mounting Surface</p>																																																																																									
D	5	7	10																																																																																																								
X	H	J	K																																																																																																								
H	3	2	1																																																																																																								
Z	01	02	03																																																																																																								
REP08131 <input checked="" type="checkbox"/> X-V <input type="checkbox"/>	<p>outer shaft, 300° rotation inner shaft, 300° rotation</p> <table border="1"> <tr><td>D</td><td>5</td><td>7</td><td>10</td></tr> <tr><td>X</td><td>H</td><td>J</td><td>K</td></tr> <tr><td>H</td><td>3</td><td>2</td><td>1</td></tr> <tr><td>Z</td><td>01</td><td>02</td><td>03</td></tr> </table>	D	5	7	10	X	H	J	K	H	3	2	1	Z	01	02	03	<p>11-$\phi 0.8^{+0.2}$ HOLES 2-$\phi 1.2^{+0.2}$ HOLES Mounting Surface</p> <table border="1"> <tr><td>Pin Position</td><td>1</td><td>2</td><td>3</td><td>4</td><td>5</td><td>6</td><td>7</td><td>8</td><td>9</td><td>10</td><td>11</td><td>12</td><td>13</td><td>14</td><td>15</td><td>16</td></tr> <tr><td>E1(1-2)</td><td>0</td><td>1</td><td>1</td><td>0</td><td>0</td><td>1</td><td>1</td><td>0</td><td>0</td><td>1</td><td>1</td><td>0</td><td>1</td><td>0</td><td>0</td><td>1</td><td>1</td></tr> <tr><td>E2(2-3)</td><td>1</td><td>1</td><td>0</td><td>0</td><td>1</td><td>1</td><td>0</td><td>0</td><td>1</td><td>1</td><td>0</td><td>1</td><td>0</td><td>1</td><td>1</td><td>0</td><td>0</td></tr> <tr><td>E3(1-2)</td><td>1</td><td>1</td><td>0</td><td>1</td><td>0</td><td>0</td><td>1</td><td>1</td><td>0</td><td>0</td><td>1</td><td>1</td><td>0</td><td>1</td><td>1</td><td>0</td><td>0</td></tr> <tr><td>E4(2-3)</td><td>0</td><td>1</td><td>1</td><td>1</td><td>1</td><td>1</td><td>0</td><td>0</td><td>1</td><td>1</td><td>0</td><td>1</td><td>1</td><td>0</td><td>0</td><td>1</td><td>1</td></tr> </table>	Pin Position	1	2	3	4	5	6	7	8	9	10	11	12	13	14	15	16	E1(1-2)	0	1	1	0	0	1	1	0	0	1	1	0	1	0	0	1	1	E2(2-3)	1	1	0	0	1	1	0	0	1	1	0	1	0	1	1	0	0	E3(1-2)	1	1	0	1	0	0	1	1	0	0	1	1	0	1	1	0	0	E4(2-3)	0	1	1	1	1	1	0	0	1	1	0	1	1	0	0	1	1
D	5	7	10																																																																																																								
X	H	J	K																																																																																																								
H	3	2	1																																																																																																								
Z	01	02	03																																																																																																								
Pin Position	1	2	3	4	5	6	7	8	9	10	11	12	13	14	15	16																																																																																											
E1(1-2)	0	1	1	0	0	1	1	0	0	1	1	0	1	0	0	1	1																																																																																										
E2(2-3)	1	1	0	0	1	1	0	0	1	1	0	1	0	1	1	0	0																																																																																										
E3(1-2)	1	1	0	1	0	0	1	1	0	0	1	1	0	1	1	0	0																																																																																										
E4(2-3)	0	1	1	1	1	1	0	0	1	1	0	1	1	0	0	1	1																																																																																										

注明：如目录书与承认书规格参数、图纸有异，均以承认书为准。
Note: If any parameters or drawing of this catalog is different from "approval sheet", it's subject to the "approval sheet".

单位
UNIT: mm


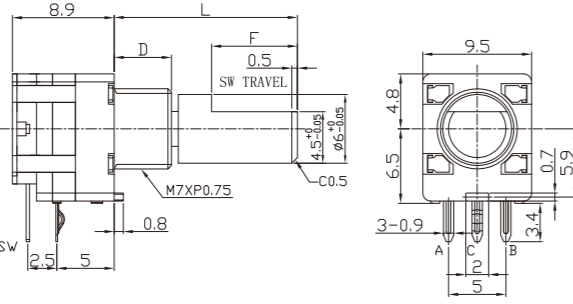
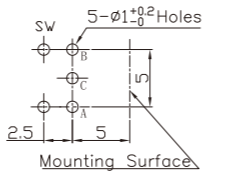

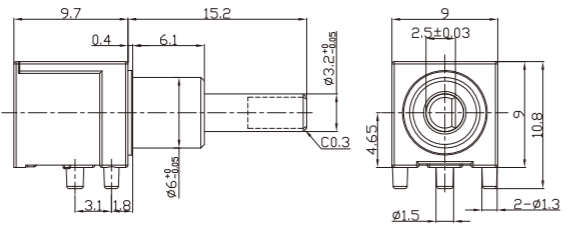
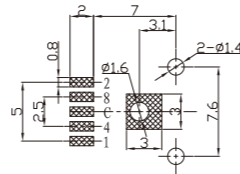
照片 Photo	形状 Style	安装孔尺寸图 P.C.B Mounting Detail								
RE09100 <input checked="" type="checkbox"/> A-V01		<p>3-$\phi 1.3^{+0.2}$ HOLES Mounting Surface</p> <table border="1"> <tr><td>D</td><td>5</td><td>7</td><td>10</td></tr> <tr><td>X</td><td>A</td><td>B</td><td>C</td></tr> </table>	D	5	7	10	X	A	B	C
D	5	7	10							
X	A	B	C							
RE09100 <input checked="" type="checkbox"/> E-V01		<p>3-$\phi 1^{+0.2}$ HOLES Mounting Surface</p> <table border="1"> <tr><td>D</td><td>5</td><td>7</td><td>10</td></tr> <tr><td>X</td><td>A</td><td>B</td><td>C</td></tr> </table>	D	5	7	10	X	A	B	C
D	5	7	10							
X	A	B	C							
RE09101 <input checked="" type="checkbox"/> A-H01		<p>5-$\phi 1^{+0.2}$ HOLES Mounting Surface</p> <table border="1"> <tr><td>D</td><td>5</td><td>7</td><td>10</td></tr> <tr><td>X</td><td>A</td><td>B</td><td>C</td></tr> </table>	D	5	7	10	X	A	B	C
D	5	7	10							
X	A	B	C							

注明：如目录书与承认书规格参数、图纸有异，均以承认书为准。
Note: If any parameters or drawing of this catalog is different from "approval sheet", it's subject to the "approval sheet".

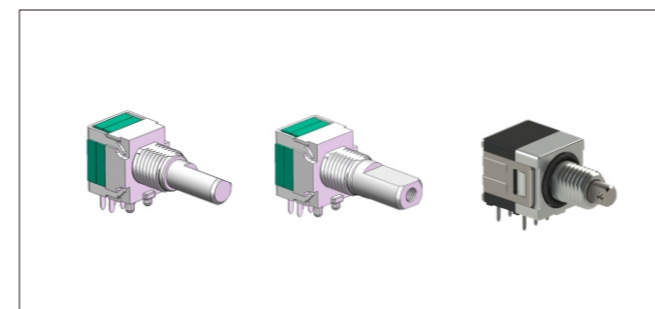
单位
UNIT: mm

编码器 RE09系列
ENCODER RE09 SERIES



照片 Photo	形状 Style	安装孔尺寸图 P.C.B Mounting Detail								
RE09101 <input checked="" type="checkbox"/> B-V01 	 <table border="1" data-bbox="937 797 1058 839"> <tr><td>D</td><td>5</td><td>7</td><td>10</td></tr> <tr><td><input checked="" type="checkbox"/> A</td><td>B</td><td>C</td><td></td></tr> </table>	D	5	7	10	<input checked="" type="checkbox"/> A	B	C		
D	5	7	10							
<input checked="" type="checkbox"/> A	B	C								
RE09200DX-V01 										

编码器 RE10系列
ENCODER RE10 SERIES



主要规格 TYPICAL SPECIFICATIONS

项目 Items	规格 Specifications
额定值 Rating	2.5mA 10V DC
操作寿命 Operating Life	30,000cycles
使用温度范围 Operating Temperature Range	-30°C to + 80°C

标准编码 STANDARD CODES

RE1000BA-V01

Click position	C.W.															
	1	2	3	4	5	6	7	8	9	10	11	12	13	14	15	16
1 S1(A-C)	0	1	1	0	0	1	1	0	0	1	1	0	0	1	1	0
4 S1(B-C)	0	0	0	0	1	1	1	1	1	1	1	0	0	0	0	0
2 S2(A-C)	0	0	1	1	1	1	0	0	0	0	1	1	1	1	0	0
8 S2(B-C)	0	0	0	0	0	0	0	0	1	1	1	1	1	1	1	1

1 : ON
0 : OFF

RE1001EA-V01

Click position	C.W.															
	1	2	3	4	5	6	7	8	9	10	11	12	13	14	15	16
1 S1(A-C)	1	0	0	1	1	0	0	1	1	0	0	1	1	0	0	1
4 S1(B-C)	1	1	1	1	0	0	0	0	0	0	0	0	1	1	1	1
2 S2(A-C)	1	1	0	0	0	0	1	1	1	1	0	0	0	0	1	1
8 S2(B-C)	0	0	0	0	0	0	0	0	1	1	1	1	1	1	1	1

1 : ON
0 : OFF

RE1002EA-V01

Click position	C.W.															
	1	2	3	4	5	6	7	8	9	10	11	12	13	14	15	16
1 S1(A-C)	0	1	0	1	0	1	0	1	0	1	0	1	0	1	0	1
4 S1(B-C)	0	0	0	0	1	1	1	1	0	0	0	0	1	1	1	1
2 S2(A-C)	0	0	1	1	0	0	1	1	0	0	1	1	0	0	1	1
8 S2(B-C)	0	0	0	0	0	0	0	0	1	1	1	1	1	1	1	1

1 : ON
0 : OFF

注明：如目录书与承认书规格参数、图纸有异，均以承认书为准。
Note: If any parameters or drawing of this catalog is different from "approval sheet", it's subject to the "approval sheet".

单位
UNIT: mm

注明：如目录书与承认书规格参数、图纸有异，均以承认书为准。
Note: If any parameters or drawing of this catalog is different from "approval sheet", it's subject to the "approval sheet".

单位
UNIT: mm

模组
Module

编码器
Encoder

开关
Switch

电位器
Potentiometer

模组
Module

编码器
Encoder

开关
Switch

电位器
Potentiometer

编码器 RE10系列
ENCODER RE10 SERIES



RE1010CX-V01

Click position	1	2	3	4	5	6	7	8	9	10	11	12	13	14	15	16
1 E1<1-C>	0	1	1	0	0	1	1	0	0	1	1	0	0	1	1	0
4 E1<4-C>	0	0	0	0	1	1	1	1	1	1	1	1	0	0	0	0
2 E2<2-C>	0	0	1	1	1	1	0	0	0	0	1	1	1	1	0	0
8 E2<8-C>	0	0	0	0	0	0	0	0	1	1	1	1	1	1	1	1

RE1011XX-V01

Click position	1	2	3	4	5	6	7	8	9
1 E1<1-C>	0	0	1	1	0	0	1	1	0
4 E1<4-C>	1	1	1	1	1	0	0	0	0
2 E2<2-C>	0	0	0	1	1	1	1	0	0
8 E2<8-C>	0	1	1	1	1	1	1	1	1

1: ON
0: OFF

产品一览 PRODUCTS LINE

产品编号 Products No.	定位旋转扭矩 (gf. cm) Detent Torque	位置数 Resolution	额定值 Rating	操作寿命 Operating Life	整箱包装数量 (PCS) QTY/CTN
RE1000BA-V01	400±150	16	2.5mA 5V DC	30,000 cycles	2,000
RE1001EA-V01		16			
RE1002EA-V01		16			
RE1006GA-V01		16			
RE1010CX-V01		16			
RE1011HX-V01		9			

照片 Photo	形状 Style	安装孔尺寸图 P.C.B Mounting Detail

注明：如目录书与承认书规格参数、图纸有异，均以承认书为准。
Note: If any parameters or drawing of this catalog is different from "approval sheet", it's subject to the "approval sheet".
单位 UNIT: mm
www.ljv.hk

编码器 RE10系列
ENCODER RE10 SERIES



照片 Photo	形状 Style	安装孔尺寸图 P.C.B Mounting Detail

注明：如目录书与承认书规格参数、图纸有异，均以承认书为准。
Note: If any parameters or drawing of this catalog is different from "approval sheet", it's subject to the "approval sheet".
单位 UNIT: mm
www.ljv.hk

模组
Module

编码器
Encoder

开关
Switch

电位器
Potentiometer

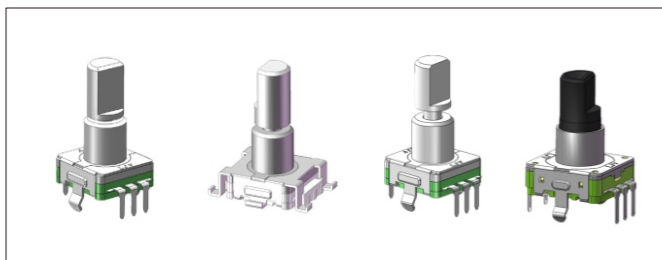
模组
Module

编码器
Encoder

开关
Switch

电位器
Potentiometer

编码器 RE11系列
ENCODER RE11 SERIES



主要规格 TYPICAL SPECIFICATIONS

项目 Items	规格 Specifications
额定值 Rating	10mA 5V DC
操作寿命 Operating Life	30,000cycles
使用温度范围 Operating Temperature Range	-40°C to + 85°C

产品一览 PRODUCTS LINE

UNIT: mm

产品编号 Products No.	脉冲数 Resolution	定位数 Number of Detent	定位旋转扭矩 (gf. cm) Detent Torque	按压开关 Push-on switch	按压开关行程 (mm) Travel of push-on switch	按压力 (gf) Operating force of switch	整箱包装数量 (PCS) QTY/CTN
RE1102 X F2-V01	8 9 15 20	16 18 30 20 无	25 ± 7.5 60 ± 20 100 ± 30 220 ± 40	无	—	600 ± 100	2000
RE1103 X A1-H01				有	0.5		
RE1104 X G3-V01				有	0.5		
RE1113 X A1-H01				有	1.5		
RE1115RB6-V04				有	1.5		
RE1131XD1-H01				有	0.5		

照片 Photo	形状 Style	安装孔尺寸图 P.C.B Mounting Detail
RE1100 X B1-H01		
RE1101MD1-H01		

注明：如目录书与承认书规格参数、图纸有异，均以承认书为准。
Note: If any parameters or drawing of this catalog is different from "approval sheet", it's subject to the "approval sheet".

单位 UNIT: mm

编码器 RE11系列
ENCODER RE11 SERIES



照片 Photo	形状 Style	安装孔尺寸图 P.C.B Mounting Detail
RE1102 X A1-H01		
RE1103 X A1-H01		
RE1103 X F2-V01		
RE1104 X G3-V01		

注明：如目录书与承认书规格参数、图纸有异，均以承认书为准。
Note: If any parameters or drawing of this catalog is different from "approval sheet", it's subject to the "approval sheet".

单位 UNIT: mm

模组 Module

编码器 Encoder

开关 Switch

电位器 Potentiometer

模组 Module

编码器 Encoder

开关 Switch

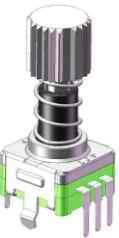
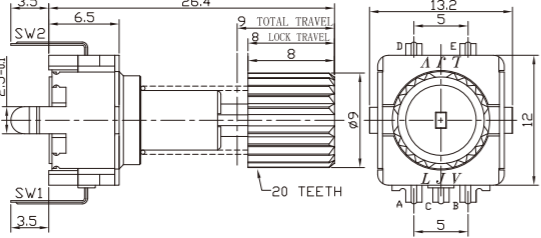
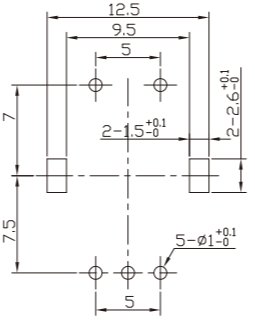

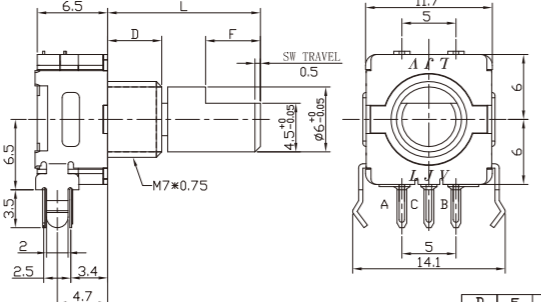
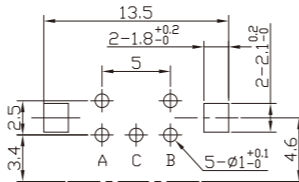
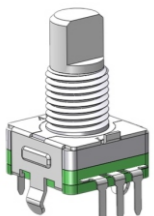
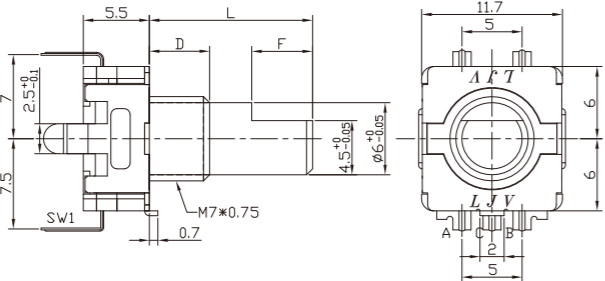
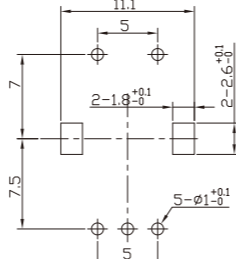
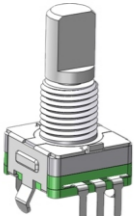
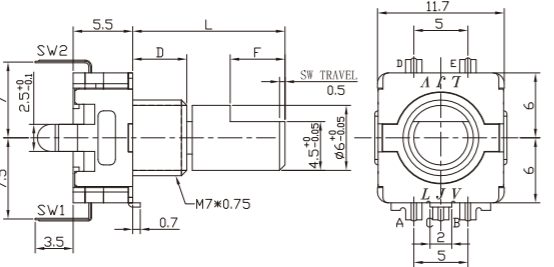
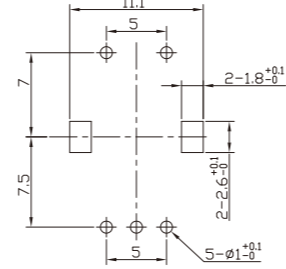
电位器 Potentiometer

编码器 RE11系列
ENCODER RE11 SERIES



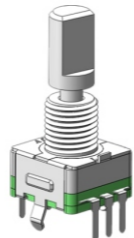
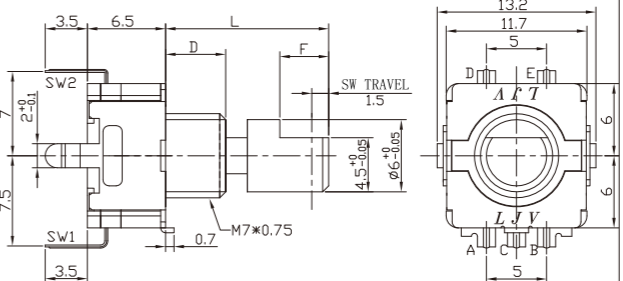
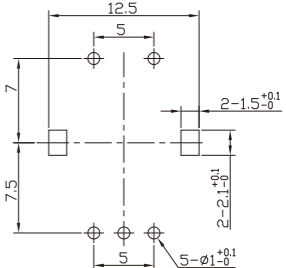
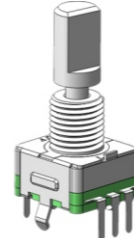
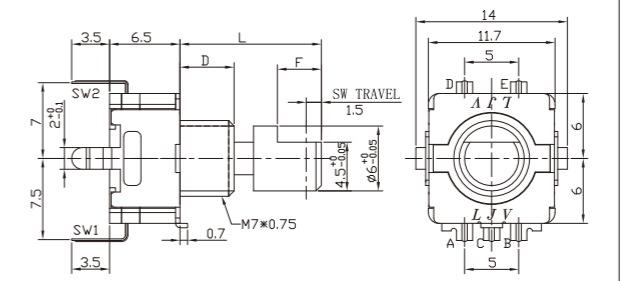
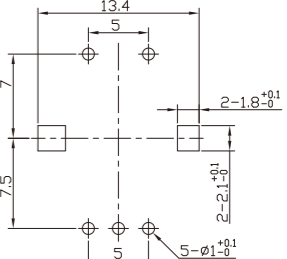
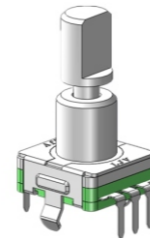
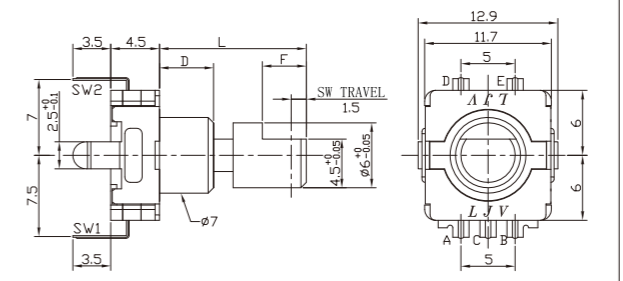
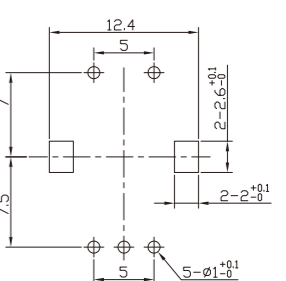

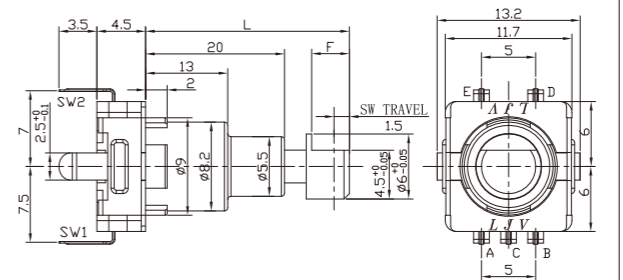
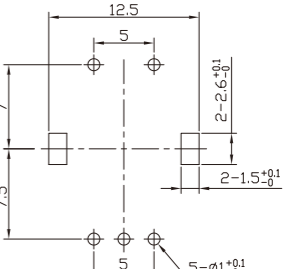
编码器 RE11系列
ENCODER RE11 SERIES



照片 Photo	形状 Style	安装孔尺寸图 P.C.B Mounting Detail
RE1105GB1-H01 		
RE1107 <input checked="" type="checkbox"/> M1-V03 		
RE1108 <input checked="" type="checkbox"/> E1-H01 		
RE1109 <input checked="" type="checkbox"/> E1-H01 		

注明：如目录书与承认书规格参数、图纸有异，均以承认书为准。
Note: If any parameters or drawing of this catalog is different from "approval sheet", it's subject to the "approval sheet".

单位
UNIT: mm

照片 Photo	形状 Style	安装孔尺寸图 P.C.B Mounting Detail
RE1111 <input checked="" type="checkbox"/> A1-H01 		
RE1111 <input checked="" type="checkbox"/> H1-H01 		
RE1113 <input checked="" type="checkbox"/> A1-H01 		
RE1113TB1-H01 		

注明：如目录书与承认书规格参数、图纸有异，均以承认书为准。
Note: If any parameters or drawing of this catalog is different from "approval sheet", it's subject to the "approval sheet".

单位
UNIT: mm

模组
Module

编码器
Encoder

开关
Switch

电位器
Potentiometer

模组
Module

编码器
Encoder

开关
Switch

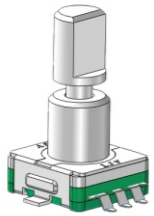
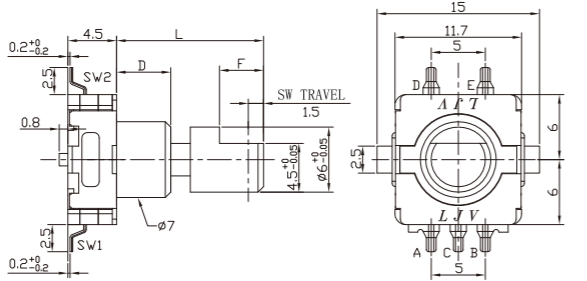
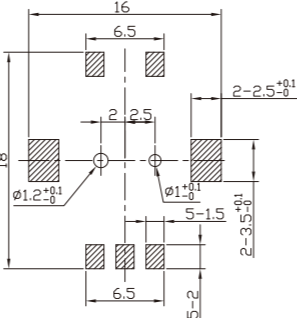

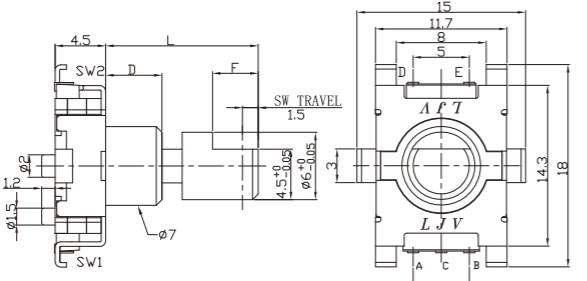
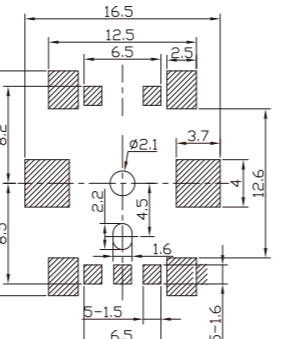
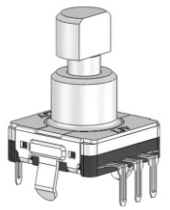
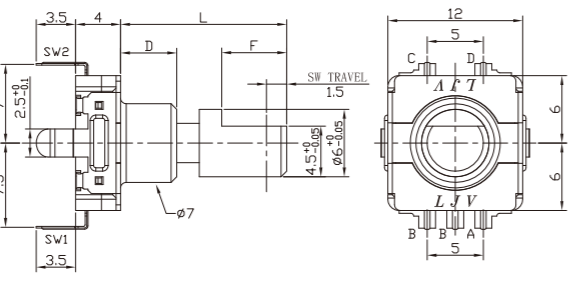
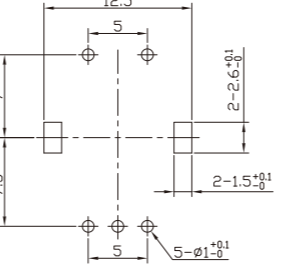
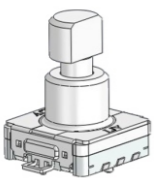
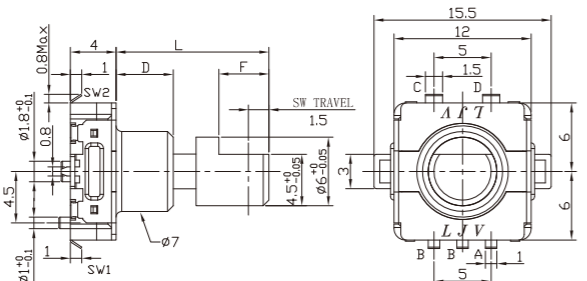
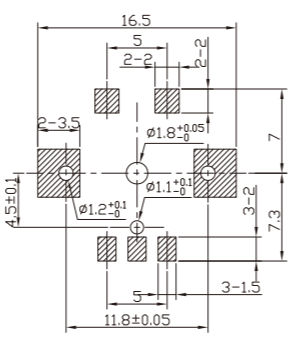
电位器
Potentiometer

编码器 RE11系列
ENCODER RE11 SERIES




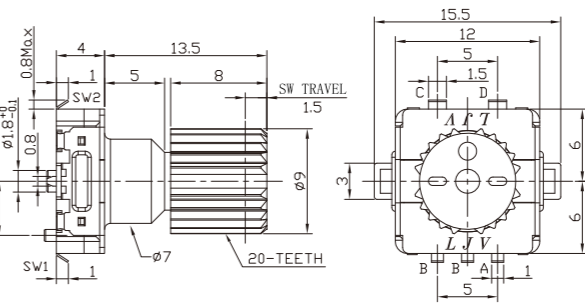
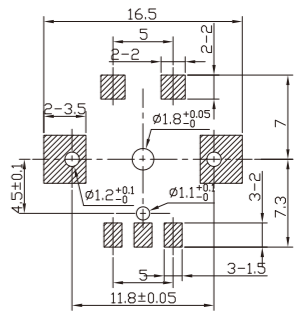

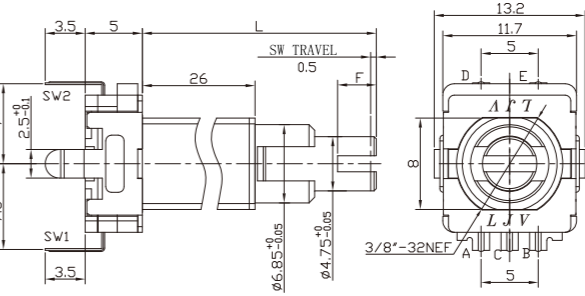
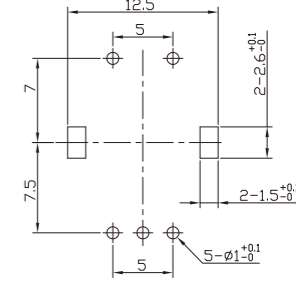
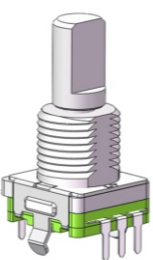
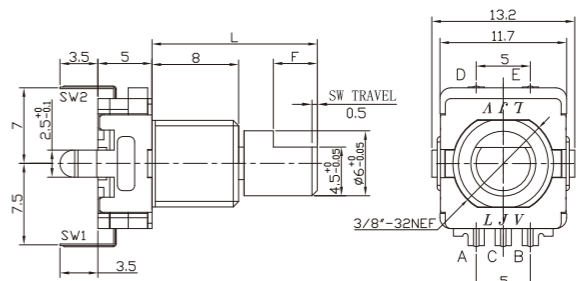
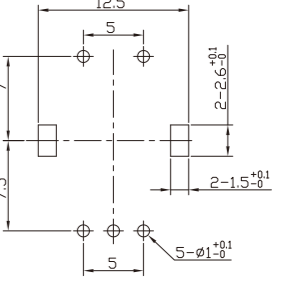
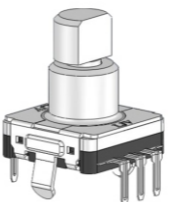
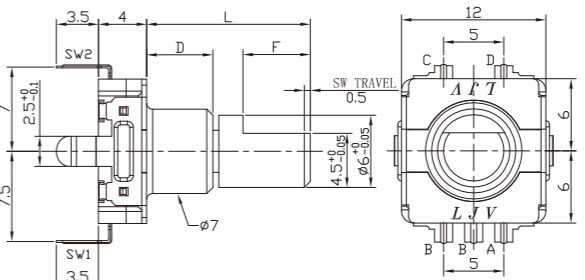
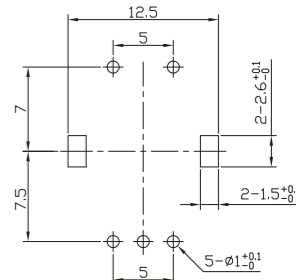
编码器 RE11系列
ENCODER RE11 SERIES



照片 Photo	形状 Style	安装孔尺寸图 P.C.B Mounting Detail								
RE1113 <input checked="" type="checkbox"/> F2-V01 	 <table border="1" data-bbox="922 797 1058 839"> <tr><td>D</td><td>S</td><td>7</td><td>9</td></tr> <tr><td><input checked="" type="checkbox"/></td><td>E</td><td>F</td><td>J</td></tr> </table>	D	S	7	9	<input checked="" type="checkbox"/>	E	F	J	
D	S	7	9							
<input checked="" type="checkbox"/>	E	F	J							
RE1114 <input checked="" type="checkbox"/> G3-V01 	 <table border="1" data-bbox="922 1164 1058 1205"> <tr><td>D</td><td>S</td><td>7</td><td>9</td></tr> <tr><td><input checked="" type="checkbox"/></td><td>E</td><td>F</td><td>J</td></tr> </table>	D	S	7	9	<input checked="" type="checkbox"/>	E	F	J	
D	S	7	9							
<input checked="" type="checkbox"/>	E	F	J							
RE1115 <input checked="" type="checkbox"/> A1-H01 	 <table border="1" data-bbox="952 1535 1058 1576"> <tr><td>D</td><td>S</td><td>9</td></tr> <tr><td><input checked="" type="checkbox"/></td><td>A</td><td>R</td></tr> </table>	D	S	9	<input checked="" type="checkbox"/>	A	R			
D	S	9								
<input checked="" type="checkbox"/>	A	R								
RE1115 <input checked="" type="checkbox"/> B6-V04 	 <table border="1" data-bbox="952 1895 1058 1937"> <tr><td>D</td><td>S</td><td>9</td></tr> <tr><td><input checked="" type="checkbox"/></td><td>A</td><td>R</td></tr> </table>	D	S	9	<input checked="" type="checkbox"/>	A	R			
D	S	9								
<input checked="" type="checkbox"/>	A	R								

注明：如目录书与承认书规格参数、图纸有异，均以承认书为准。
Note: If any parameters or drawing of this catalog is different from "approval sheet", it's subject to the "approval sheet".

单位
UNIT: mm

照片 Photo	形状 Style	安装孔尺寸图 P.C.B Mounting Detail						
RE1115RB6-V04 	 <table border="1" data-bbox="2404 1895 2509 1937"> <tr><td>D</td><td>S</td><td>9</td></tr> <tr><td><input checked="" type="checkbox"/></td><td>A</td><td>R</td></tr> </table>	D	S	9	<input checked="" type="checkbox"/>	A	R	
D	S	9						
<input checked="" type="checkbox"/>	A	R						
RE1121AB1-H01 	 <table border="1" data-bbox="2404 1895 2509 1937"> <tr><td>D</td><td>S</td><td>9</td></tr> <tr><td><input checked="" type="checkbox"/></td><td>A</td><td>R</td></tr> </table>	D	S	9	<input checked="" type="checkbox"/>	A	R	
D	S	9						
<input checked="" type="checkbox"/>	A	R						
RE1122NB1-H01 	 <table border="1" data-bbox="2404 1895 2509 1937"> <tr><td>D</td><td>S</td><td>9</td></tr> <tr><td><input checked="" type="checkbox"/></td><td>A</td><td>R</td></tr> </table>	D	S	9	<input checked="" type="checkbox"/>	A	R	
D	S	9						
<input checked="" type="checkbox"/>	A	R						
RE1124 <input checked="" type="checkbox"/> A1-H01 	 <table border="1" data-bbox="2404 1895 2509 1937"> <tr><td>D</td><td>S</td><td>9</td></tr> <tr><td><input checked="" type="checkbox"/></td><td>A</td><td>R</td></tr> </table>	D	S	9	<input checked="" type="checkbox"/>	A	R	
D	S	9						
<input checked="" type="checkbox"/>	A	R						

注明：如目录书与承认书规格参数、图纸有异，均以承认书为准。
Note: If any parameters or drawing of this catalog is different from "approval sheet", it's subject to the "approval sheet".

单位
UNIT: mm

模组
Module

编码器
Encoder

开关
Switch

电位器
Potentiometer

模组
Module

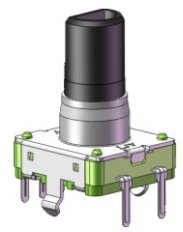
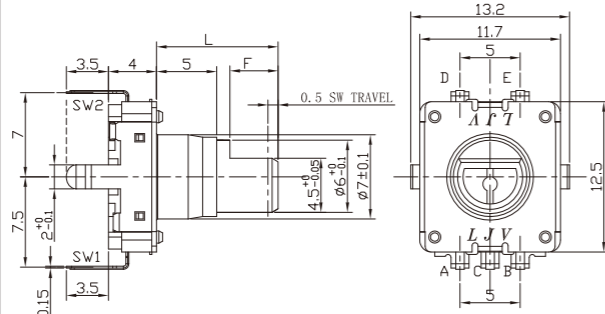
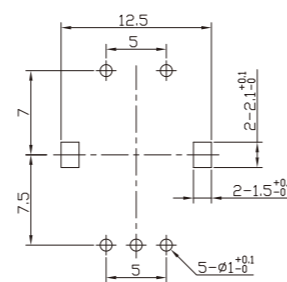

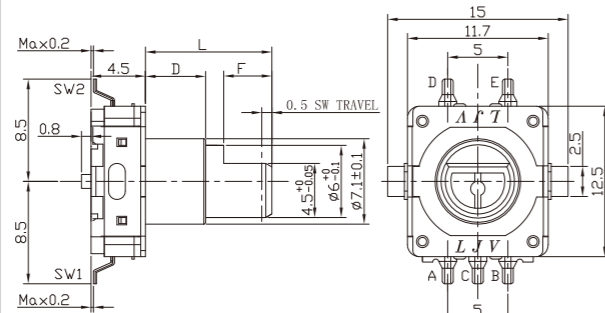
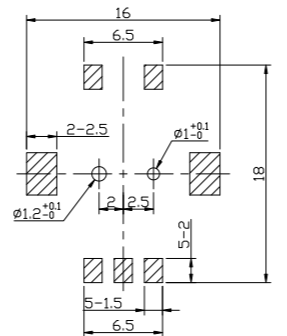

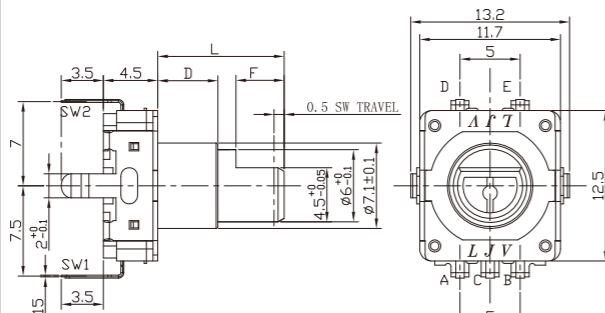
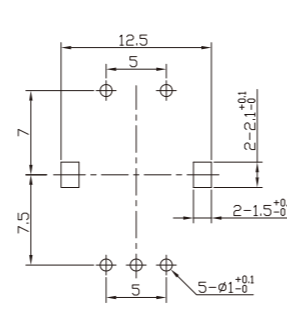

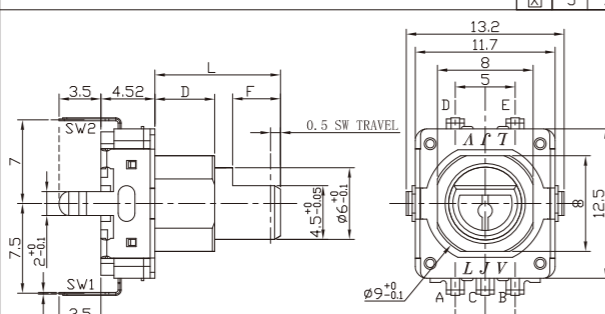
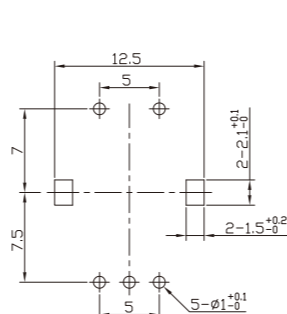
编码器
Encoder

开关
Switch

电位器
Potentiometer

编码器 RE11系列
ENCODER RE11 SERIES




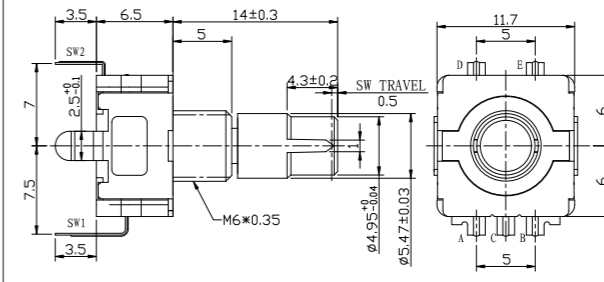
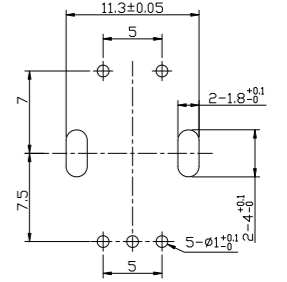

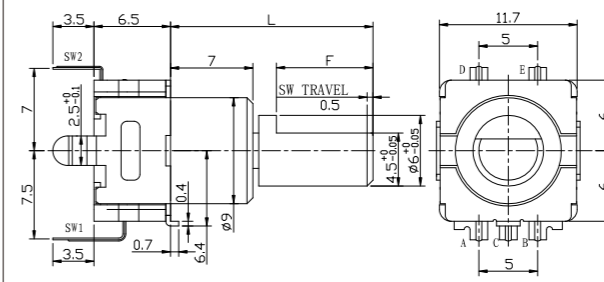
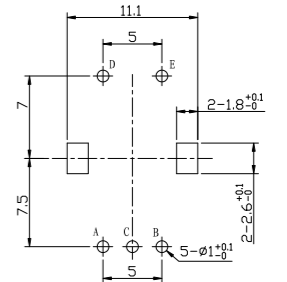

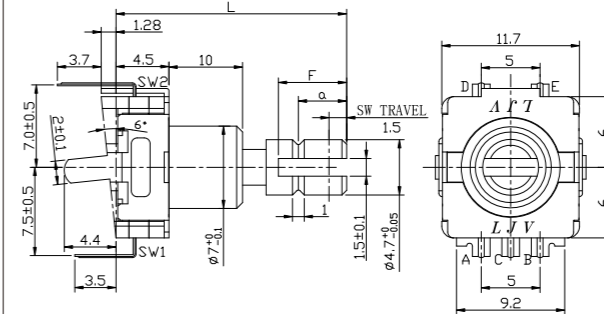
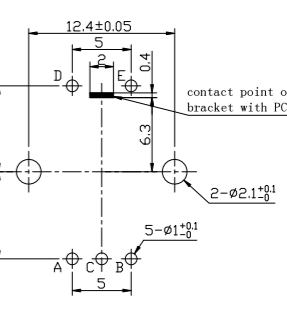
照片 Photo	形状 Style	安装孔尺寸图 P.C.B Mounting Detail
RE1131XD1-H01 		
RE1133 X A2-V01 	 Max0.2 Max0.2	
RE1133 X A1-H01 		
RE1133 X A1-H01 		

注明：如目录书与承认书规格参数、图纸有异，均以承认书为准。
Note: If any parameters or drawing of this catalog is different from "approval sheet", it's subject to the "approval sheet".

单位
UNIT: mm

编码器 RE11系列
ENCODER RE11 SERIES



照片 Photo	形状 Style	安装孔尺寸图 P.C.B Mounting Detail
RE1101MD1-H01 		
RE1101VE1-H01 		
RE1113WU8-H01 		

注明：如目录书与承认书规格参数、图纸有异，均以承认书为准。
Note: If any parameters or drawing of this catalog is different from "approval sheet", it's subject to the "approval sheet".

单位
UNIT: mm

模组
Module

编码器
Encoder

开关
Switch

电位器
Potentiometer


模组
Module

编码器
Encoder

开关
Switch

电位器
Potentiometer

编码器 RE12系列
ENCODER RE12 SERIES



主要规格 TYPICAL SPECIFICATIONS

项目 Items	规格 Specifications
额定值 Rating	10mA 5V DC
操作寿命 Operating Life	30,000cycles
使用温度范围 Operating Temperature Range	-40°C to + 80°C

产品一览 PRODUCTS LINE

产品编号 Products No.	脉冲数 Resolution	定位数 Number of Detent	定位旋转扭矩 (gf. cm) Detent Torque	按压开关 Push-on Switch	按压开关行程 (mm) Travel of Push-on Switch	按压力 (gf) Operating Force of Switch	整箱包装数量 (PCS) QTY/CTN
RE1200XE1-H01	12 24	12 24 无	65±20 120±30 250±50 450±135	无	—	400±100 600±100 1200±200	2000
RE1201XE1-H01				有	0.5		
RE1202EJ1-H01				无	—		
RE1203 X C1-H01				有	0.5		
RE1210XE1-H02				无	—		
RE1212 X C1-H01				无	—		

照片 Photo	形状 Style	安装孔尺寸图 P.C.B Mounting Detail

注明：如目录书与承认书规格参数、图纸有异，均以承认书为准。
Note: If any parameters or drawing of this catalog is different from "approval sheet", it's subject to the "approval sheet".

单位 UNIT: mm

www.ljv.hk

编码器 RE12系列
ENCODER RE12 SERIES



照片 Photo	形状 Style	安装孔尺寸图 P.C.B Mounting Detail

注明：如目录书与承认书规格参数、图纸有异，均以承认书为准。
Note: If any parameters or drawing of this catalog is different from "approval sheet", it's subject to the "approval sheet".

单位 UNIT: mm

www.ljv.hk

模组
Module

编码器
Encoder

开关
Switch

电位器
Potentiometer

模组
Module

编码器
Encoder

开关
Switch

电位器
Potentiometer

编码器 RE12系列
ENCODER RE12 SERIES



照片 Photo	形状 Style	安装孔尺寸图 P.C.B Mounting Detail
<p>RE1203 X G2-V01</p>		
<p>RE1210XE1-H02</p>		
<p>RE1212 X C1-H01</p>		
<p>RE1220XG1-H01</p>		

注明：如目录书与承认书规格参数、图纸有异，均以承认书为准。
Note: If any parameters or drawing of this catalog is different from "approval sheet", it's subject to the "approval sheet".

单位
UNIT: mm

编码器 RE15系列
ENCODER RE15 SERIES



The Word's Best Tactile Encoder.



主要规格 TYPICAL SPECIFICATIONS

项目 Items	规格 Specifications
额定值 Rating	10mA 5V DC
操作寿命 Operating Life	100,000cycles
使用温度范围 Operating Temperature Range	-20°C to + 60°C

产品一览 PRODUCTS LINE

产品编号 Products No.	脉冲数 Resolution	定位数 Number of detent	定位旋转扭矩 (gf. cm) Detent Torque	整箱包装数量 (PCS) QTY/CTN
RE1500XX-H01-0000	12	24	20±6	2000

照片 Photo	形状 Style
<p>RE1500XX-H01-0000</p>	

注明：如目录书与承认书规格参数、图纸有异，均以承认书为准。
Note: If any parameters or drawing of this catalog is different from "approval sheet", it's subject to the "approval sheet".

单位
UNIT: mm

模组
Module

编码器
Encoder

开关
Switch

电位器
Potentiometer

模组
Module

编码器
Encoder

开关
Switch

电位器
Potentiometer

编码器 RE16系列
ENCODER RE16 SERIES



主要规格 TYPICAL SPECIFICATIONS

项目 Items	规格 Specifications
额定值 Rating	10mA 5V DC
操作寿命 Operating Life	30,000cycles
使用温度范围 Operating Temperature Range	-30°C to + 80°C

产品一览 PRODUCTS LINE

产品编号 Products No.	定位数 Number of Detent	脉冲数 Resolution	定位旋转扭矩 (gf. cm) Detent Torque	整箱包装数量 (PCS) QTY/CTN
RE1600 <input checked="" type="checkbox"/> A1-H01	24	24	65 ± 20	1200
RE1601 <input checked="" type="checkbox"/> B1-H01	24	24	200 ± 30	
RE1602CC1-H01	12	12	250 ± 100	1200
RE1602CD1-H02				

编码器 RE16系列
ENCODER RE16 SERIES

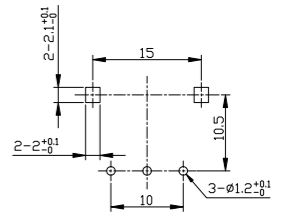
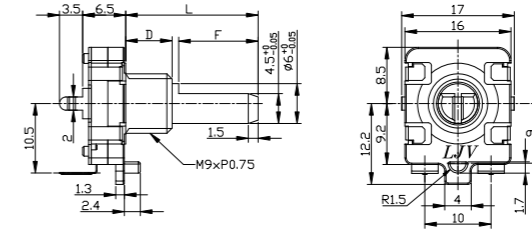



照片 Photo

形状 Style

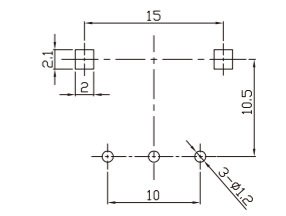
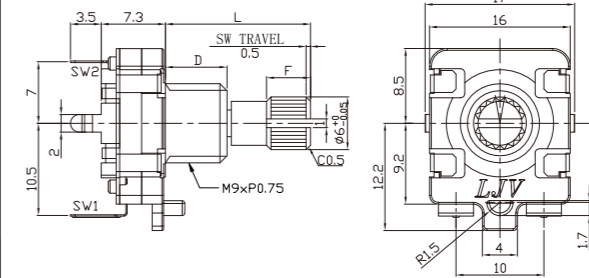

安装孔尺寸图 P.C.B Mounting Detail

RE1600 A1-H01



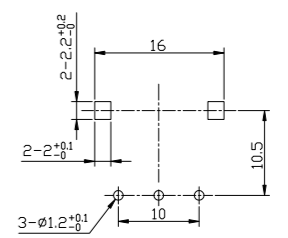
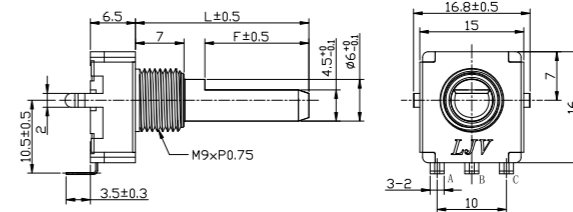

D	5	7	L	15	20
<input checked="" type="checkbox"/>	A	B	F	7	12

RE1601 B1-H01

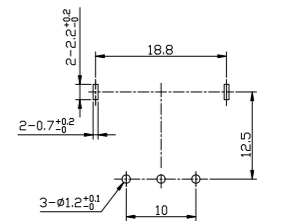
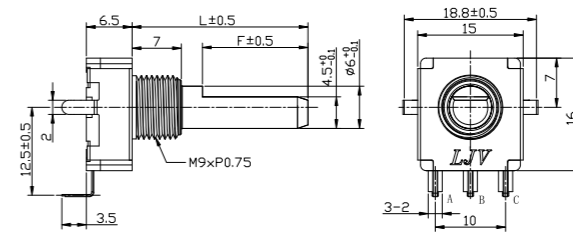



D	5	7
<input checked="" type="checkbox"/>	A	B

RE1602CC1-H01



RE1602CD1-H02



注明：如目录书与承认书规格参数、图纸有异，均以承认书为准。
Note: If any parameters or drawing of this catalog is different from "approval sheet", it's subject to the "approval sheet".

单位 UNIT: mm

注明：如目录书与承认书规格参数、图纸有异，均以承认书为准。
Note: If any parameters or drawing of this catalog is different from "approval sheet", it's subject to the "approval sheet".

单位 UNIT: mm

模组 Module

编码器 Encoder

开关 Switch

电位器 Potentiometer

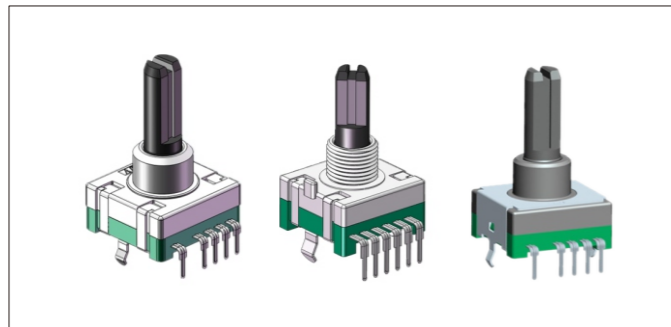
模组 Module

编码器 Encoder

开关 Switch

电位器 Potentiometer

编码器 RE18系列
ENCODER RE18 SERIES



主要规格 TYPICAL SPECIFICATIONS

项目 Items	规格 Specifications
额定值 Rating	2.5mA 10V DC
操作寿命 Operating Life	15,000cycles
使用温度范围 Operating Temperature Range	-30°C to + 80°C

标准编码 STANDARD CODES

RE1800AA1-H01 (12P)

Detent No.	1	2	3	4	5	6	7	8	9	10	11	12
Rotation angle(°)	0	30	60	90	120	150	180	210	240	270	300	330
TERMINAL NO.												
1		●										
2			●									
3				●								
4					●							
5(COM)	●	●	●	●	●	●	●	●	●	●	●	●

RE1800AA1-H01 (16P)

Detent No.	1	2	3	4	5	6	7	8	9	10	11	12	13	14	15	16
Rotation angle(°)	0	22.5	45	67.5	90	112.5	135	157.5	180	202.5	225	247.5	270	292.5	315	337.5
TERMINAL NO.																
1		●														
2			●													
3				●												
4					●											
5(COM)	●	●	●	●	●	●	●	●	●	●	●	●	●	●	●	●

RE1802EB1-H01 (10P)

Detent No.	1	2	3	4	5	6	7	8	9	10
Rotation angle(°)	0	30	60	90	120	150	180	210	240	270
TERMINAL NO.										
5										
4										
3										
2										
1(COM)	●	●	●	●	●	●	●	●	●	●

RE1802EB1-H01 (20P)

Detent No.	1	2	3	4	5	6	7	8	9	10	11	12	13	14	15	16	17	18	19	20
Rotation angle(°)	0	15	30	45	60	75	90	105	120	135	150	165	180	195	210	225	240	255	270	285
TERMINAL NO.																				
6																				
5																				
4																				
3																				
2																				
1(COM)	●	●	●	●	●	●	●	●	●	●	●	●	●	●	●	●	●	●	●	●

RE1802EB1-H01 (24P)

Detent No.	1	2	3	4	5	6	7	8	9	10	11	12	13	14	15	16	17	18	19	20	21	22	23	24
Rotation angle(°)	0	15	30	45	60	75	90	105	120	135	150	165	180	195	210	225	240	255	270	285	300	315	330	345
TERMINAL NO.																								
6																								
5																								
4																								
3																								
2																								
1(COM)	●	●	●	●	●	●	●	●	●	●	●	●	●	●	●	●	●	●	●	●	●	●	●	●

RE1804DE1-H01 (12P)

Detent No.	1	2	3	4	5	6	7	8	9	10	11	12
Rotation angle(°)	0	30	60	90	120	150	180	210	240	270	300	330
TERMINAL NO.												
1												
2												
3												
4												
5(COM)	●	●	●	●	●	●	●	●	●	●	●	●

编码器 RE18系列
ENCODER RE18 SERIES



照片 Photo	形状 Style	安装孔尺寸图 P.C.B Mounting Detail
RE1800AA1-H01 (12P) 		
RE1800AA1-H01 (16P) 		
RE1802EB1-H01 (10P) 		
RE1802EB1-H01 (20P) 		

注明：如目录书与承认书规格参数、图纸有异，均以承认书为准。
Note: If any parameters or drawing of this catalog is different from "approval sheet", it's subject to the "approval sheet".

单位 UNIT: mm

注明：如目录书与承认书规格参数、图纸有异，均以承认书为准。
Note: If any parameters or drawing of this catalog is different from "approval sheet", it's subject to the "approval sheet".

单位 UNIT: mm

模组 Module

模组 Module

编码器 Encoder

编码器 Encoder

开关 Switch

开关 Switch

电位器 Potentiometer

电位器 Potentiometer

编码器 RE18系列
ENCODER RE18 SERIES




照片 Photo	形状 Style	安装孔尺寸图 P.C.B Mounting Detail
RE1802EB1-H01 (24P) 		
RE1804DE1-H01 (12P) 		
RE1818FC1-H01 (5P) 		

注明：如目录书与承认书规格参数、图纸有异，均以承认书为准。
Note: If any parameters or drawing of this catalog is different from "approval sheet", it's subject to the "approval sheet".

单位
UNIT: mm

编码器 RE20系列
ENCODER RE20 SERIES



主要规格 TYPICAL SPECIFICATIONS

项目 Items	规格 Specifications
额定值 Rating	10mA 5V DC
操作寿命 Operating Life	30,000cycles
使用温度范围 Operating Temperature Range	-30°C to + 65°C

产品一览 PRODUCTS LINE

产品编号 Products No.	脉冲数 Resolution	定位数 Number of Detent	定位旋转扭矩 (gf.cm) Detent Torque	按压开关 Push-on switch	按压开关行程 (mm) Travel of push-on switch	按压力 (gf) Operating force of switch	整箱包装数量 (PCS) QTY/CTN
RE2000XA1-H01	12	24	30±10	无	—	—	500
RE2001XA1-H01				有	0.3	220±50	
RE2002XA1-H01				无	—	—	
RE2003XA1-H01				有	0.3	220±50	

照片 Photo	形状 Style	安装孔尺寸图 P.C.B Mounting Detail
RE2000XA1-H01 		
RE2001XA1-H01 		

注明：如目录书与承认书规格参数、图纸有异，均以承认书为准。
Note: If any parameters or drawing of this catalog is different from "approval sheet", it's subject to the "approval sheet".

单位
UNIT: mm

模组
Module

编码器
Encoder

开关
Switch

电位器
Potentiometer


模组
Module

编码器
Encoder

开关
Switch

电位器
Potentiometer

编码器 RE21系列
ENCODER RE21 SERIES



主要规格 TYPICAL SPECIFICATIONS

项目 Items	规格 Specifications
额定值 Rating	10mA 5V DC
操作寿命 Operating Life	30,000cycles
使用温度范围 Operating Temperature Range	-40°C to + 85°C

产品一览 PRODUCTS LINE

产品编号 Products No.	脉冲数 Resolution	定位数 Number of Detent	操作部长度 (mm) Length of Operating Section	定位旋转扭矩 (gf. cm) Detent Torque	整箱包装数量 (PCS) QTY/CTN
RE2100XA-H01	15	30	9	70±21 160±48	2500
RE2101XA-H01	15	30	15		2000
RE2102XB-H02	15	30	12		1260
RE2101XB-H02	15	30	14		1260

照片 Photo	形状 Style	安装孔尺寸图 P.C.B Mounting Detail
RE2100XA-H01		

注明：如目录书与承认书规格参数、图纸有异，均以承认书为准。
Note: If any parameters or drawing of this catalog is different from "approval sheet", it's subject to the "approval sheet".

单位 UNIT: mm

编码器 RE21系列
ENCODER RE21 SERIES



照片 Photo	形状 Style	安装孔尺寸图 P.C.B Mounting Detail
RE2101XA-H01		
RE2102XB-H02		

注明：如目录书与承认书规格参数、图纸有异，均以承认书为准。
Note: If any parameters or drawing of this catalog is different from "approval sheet", it's subject to the "approval sheet".

单位 UNIT: mm

模组 Module

编码器 Encoder

开关 Switch

电位器 Potentiometer

模组 Module

编码器 Encoder

开关 Switch

电位器 Potentiometer

编码器 RE21系列
ENCODER RE21 SERIES



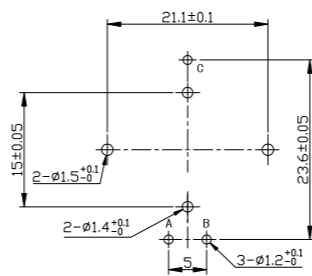
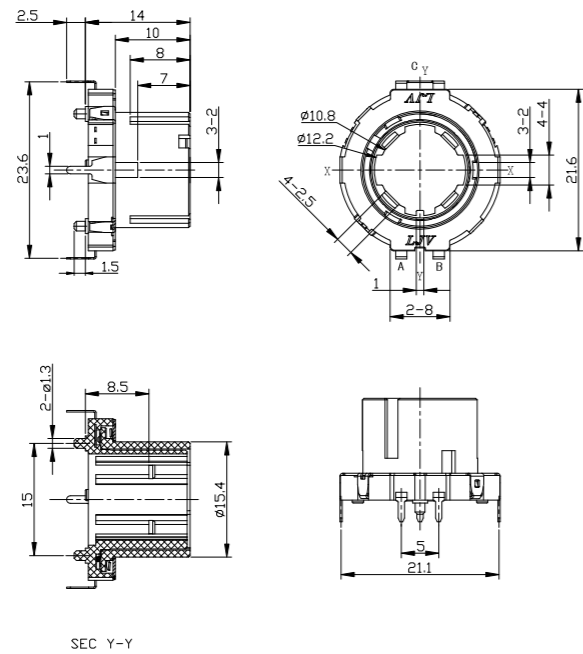

编码器 RE25系列
ENCODER RE25 SERIES



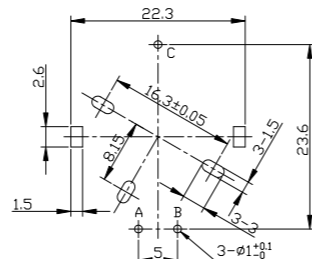
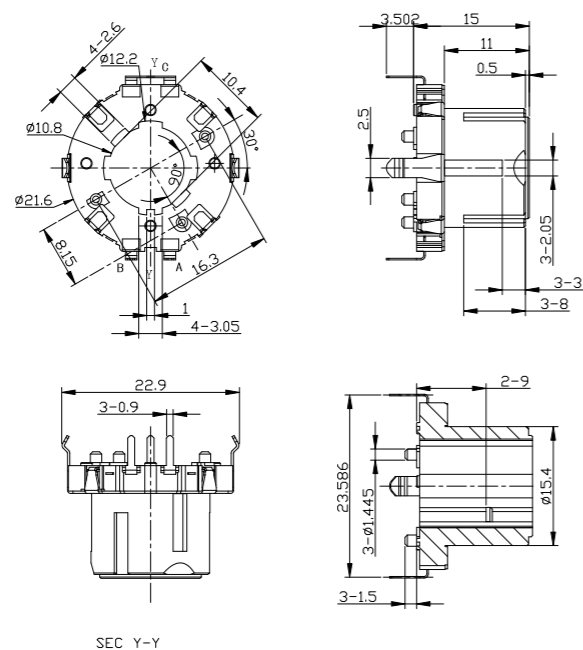

照片
Photo

形状
Style

安装孔尺寸图
P.C.B Mounting Detail



RE2103XA-H01



主要规格 TYPICAL SPECIFICATIONS

项目 Items	规格 Specifications
额定值 Rating	10mA 5V DC
操作寿命 Operating Life	30,000cycles
使用温度范围 Operating Temperature Range	-30°C to + 80°C

产品一览 PRODUCTS LINE

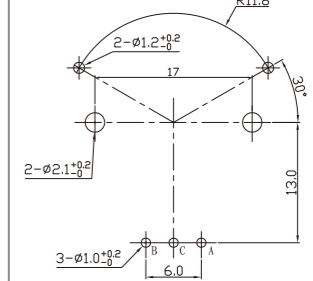
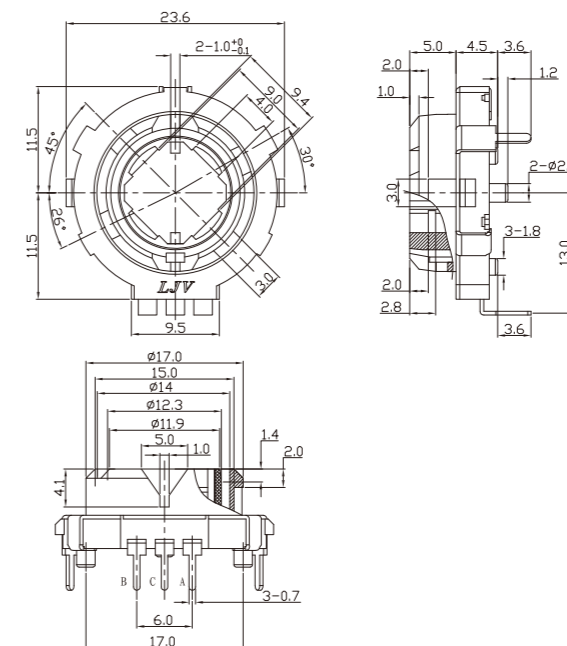

产品编号 Products No.	定位数 Number of Detent	脉冲数 Resolution	操作部长度 (mm) Length of Operating Section	定位旋转扭矩 (gf. cm) Detent Torque	整箱包装数量 (PCS) QTY/CTN
RE2500XA-H01	20	10	9.5	80 ± 40 130 ± 60	2000

照片
Photo

形状
Style

安装孔尺寸图
P.C.B Mounting Detail

RE2500XA-H01



注明：如目录书与承认书规格参数、图纸有异，均以承认书为准。
Note: If any parameters or drawing of this catalog is different from "approval sheet", it's subject to the "approval sheet".

注明：如目录书与承认书规格参数、图纸有异，均以承认书为准。
Note: If any parameters or drawing of this catalog is different from "approval sheet", it's subject to the "approval sheet".

单位 UNIT: mm

模组
Module

编码器
Encoder

开关
Switch

电位器
Potentiometer


模组
Module

编码器
Encoder

开关
Switch

电位器
Potentiometer

编码器 RE28系列
ENCODER RE28 SERIES



主要规格 TYPICAL SPECIFICATIONS

项目 Items	规格 Specifications
额定值 Rating	10mA 10V DC
操作寿命 Operating Life	30,000cycles
使用温度范围 Operating Temperature Range	-40°C to + 85°C

产品一览 PRODUCTS LINE

产品编号 Products No.	脉冲数 Resolution	定位数 Number of Detent	操作部长度 (mm) Length of Operating Section	定位旋转扭矩 (gf.cm) Detent Torque	整箱包装数量 (PCS) QTY/CTN
RE2800XA-H01	9/15	18/30	15	70±21 120±36 200±60	1200
RE2801XB-H01	15/18	30/18	15		1200
	15	30	23		900
RE2803XB-H01	15	30	15	1200	

照片 Photo	形状 Style	安装孔尺寸图 P.C.B Mounting Detail

注明：如目录书与承认书规格参数、图纸有异，均以承认书为准。
Note: If any parameters or drawing of this catalog is different from "approval sheet", it's subject to the "approval sheet".
单位 UNIT: mm
www.ljv.hk

编码器 RE28系列
ENCODER RE28 SERIES



照片 Photo	形状 Style	安装孔尺寸图 P.C.B Mounting Detail

注明：如目录书与承认书规格参数、图纸有异，均以承认书为准。
Note: If any parameters or drawing of this catalog is different from "approval sheet", it's subject to the "approval sheet".
单位 UNIT: mm
www.ljv.hk

模组
Module

编码器
Encoder

开关
Switch

电位器
Potentiometer

模组
Module

编码器
Encoder

开关
Switch

电位器
Potentiometer

编码器 RE28系列
ENCODER RE28 SERIES



照片 Photo	形状 Style	安装孔尺寸图 P.C.B Mounting Detail
RE2801XB-H01 	 SEC Y-Y	

RE2801XE-H02 	 SEC Y-Y	
------------------	-------------	--

注明：如目录书与承认书规格参数、图纸有异，均以承认书为准。
Note: If any parameters or drawing of this catalog is different from "approval sheet", it's subject to the "approval sheet".

单位
UNIT: mm

编码器 RE28系列
ENCODER RE28 SERIES



照片 Photo	形状 Style	安装孔尺寸图 P.C.B Mounting Detail
RE2801XE-H02 	 SEC Y-Y	

RE2803XB-H01 	 SEC Y-Y	
------------------	-------------	--

注明：如目录书与承认书规格参数、图纸有异，均以承认书为准。
Note: If any parameters or drawing of this catalog is different from "approval sheet", it's subject to the "approval sheet".

单位
UNIT: mm

模组
Module

编码器
Encoder

开关
Switch

电位器
Potentiometer


模组
Module

编码器
Encoder

开关
Switch

电位器
Potentiometer

编码器 RE35系列
ENCODER RE35 SERIES



主要规格 TYPICAL SPECIFICATIONS

项目 Items	规格 Specifications
额定值 Rating	10mA 5V DC
操作寿命 Operating Life	30,000cycles
使用温度范围 Operating Temperature Range	-40°C to + 85°C

产品一览 PRODUCTS LINE

产品编号 Products No.	脉冲数 Resolution	定位数 Number of Detent	定位旋转扭矩(gf. cm) Detent Torque	操作部长度 (mm) Length of Operating Section	整箱包装数量 (PCS) QTY/CTN
RE3500XA-H01	16	32	170±50 300±90	15	800
RE3501XB-H01	10	30		15	800
	10	30		25	700
RE3502XA-H01	15	30		20	700
RE3503XB-H01	15	30		25	700

编码器 RE35系列
ENCODER RE35 SERIES



照片 Photo	形状 Style	安装孔尺寸图 P.C.B Mounting Detail
<p>RE3500XA-H01</p>	<p>RE3501XB-H01</p> <p>OUTPUT SIGNAL (CW ROTATION)</p> <p>A-D OFF ON B-D OFF ON C-D OFF ON</p>	

注明：如目录书与承认书规格参数、图纸有异，均以承认书为准。
Note: If any parameters or drawing of this catalog is different from "approval sheet", it's subject to the "approval sheet".

单位 UNIT: mm

注明：如目录书与承认书规格参数、图纸有异，均以承认书为准。
Note: If any parameters or drawing of this catalog is different from "approval sheet", it's subject to the "approval sheet".

单位 UNIT: mm

模组 Module

模组 Module

编码器 Encoder

编码器 Encoder

开关 Switch

开关 Switch

电位器 Potentiometer


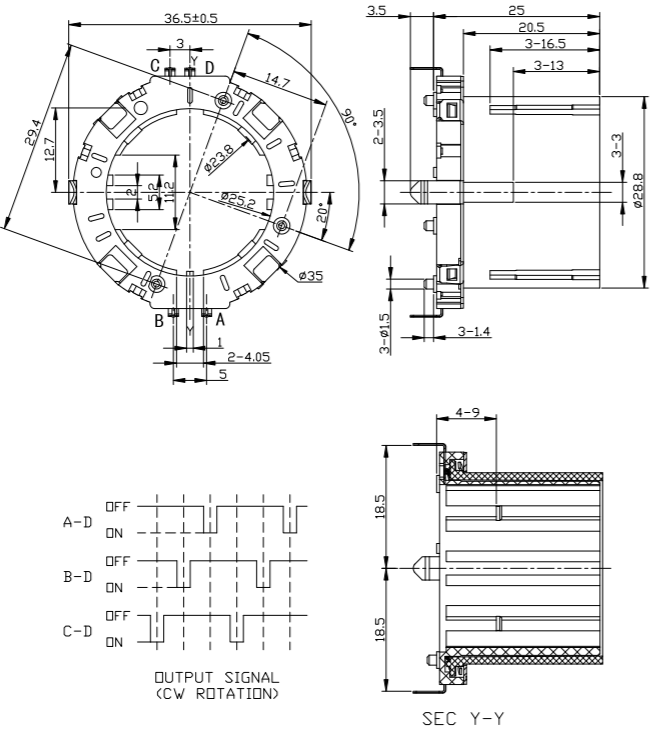
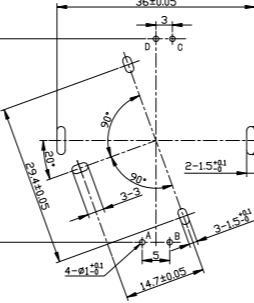

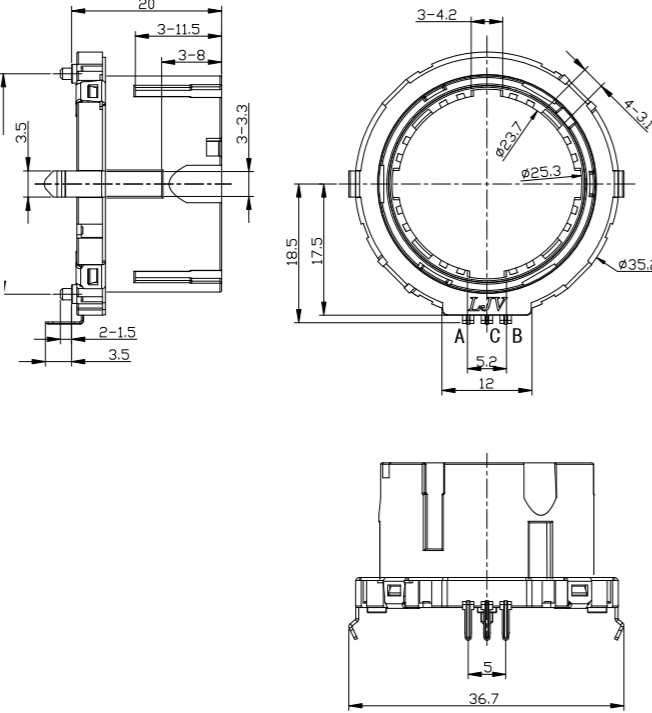
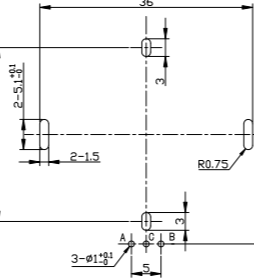
电位器 Potentiometer

编码器 RE35系列
ENCODER RE35 SERIES




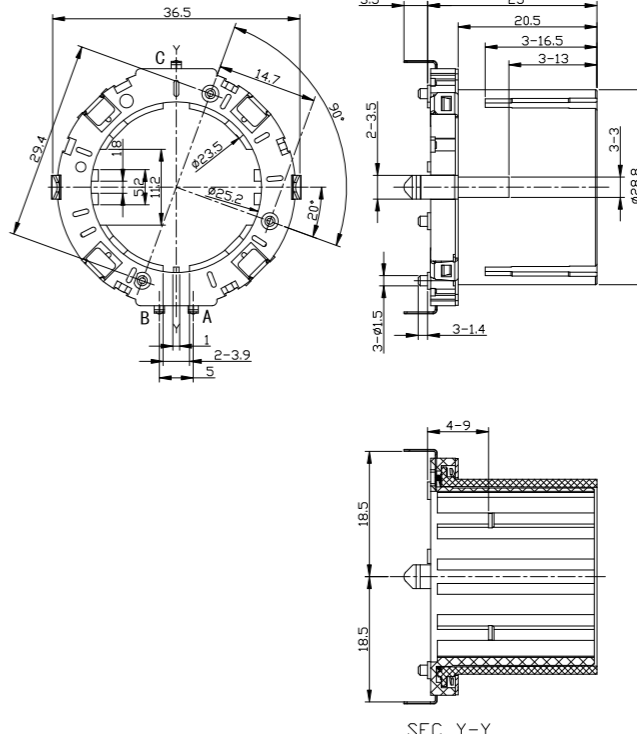
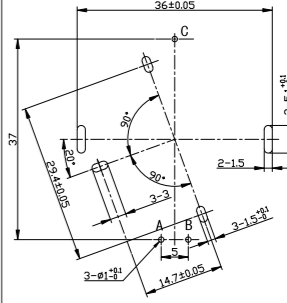
编码器 RE35系列
ENCODER RE35 SERIES



照片 Photo	形状 Style	安装孔尺寸图 P.C.B Mounting Detail
<p>RE3501XB-H01</p> 	 <p>OUTPUT SIGNAL (CW ROTATION)</p> <p>SEC Y-Y</p>	
<p>RE3502XB-H01</p> 	 <p>SEC Y-Y</p>	

注明：如目录书与承认书规格参数、图纸有异，均以承认书为准。
Note: If any parameters or drawing of this catalog is different from "approval sheet", it's subject to the "approval sheet".

单位
UNIT: mm

照片 Photo	形状 Style	安装孔尺寸图 P.C.B Mounting Detail
<p>RE3503XB-H01</p> 	 <p>SEC Y-Y</p>	

注明：如目录书与承认书规格参数、图纸有异，均以承认书为准。
Note: If any parameters or drawing of this catalog is different from "approval sheet", it's subject to the "approval sheet".

单位
UNIT: mm

模组
Module

编码器
Encoder

开关
Switch

电位器
Potentiometer

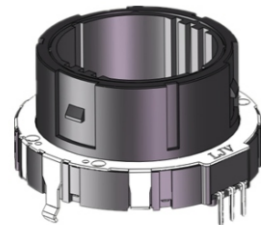
模组
Module

编码器
Encoder

开关
Switch

电位器
Potentiometer


编码器 RE400系列
ENCODER RE400 SERIES



主要规格 TYPICAL SPECIFICATIONS

项目 Items	规格 Specifications
额定值 Rating	10mA 5V DC
操作寿命 Operating Life	30,000cycles
使用温度范围 Operating Temperature Range	-40°C to + 85°C

编码器 RE4002系列
ENCODER RE4002 SERIES



主要规格 TYPICAL SPECIFICATIONS

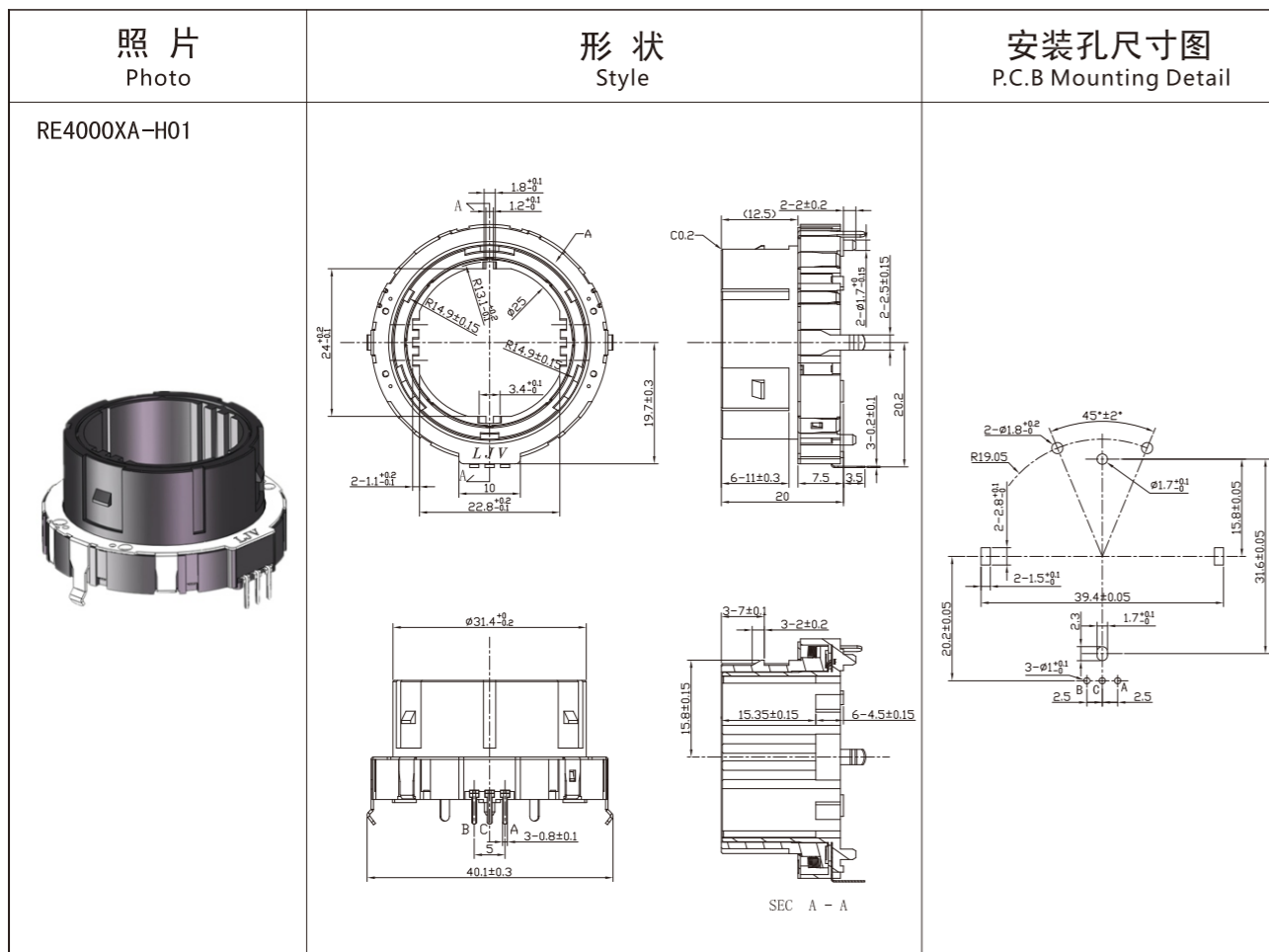
项目 Items	规格 Specifications
额定值 Rating	10mA 5V DC
操作寿命 Operating Life	30,000cycles
使用温度范围 Operating Temperature Range	-40°C to + 85°C

产品一览 PRODUCTS LINE

产品编号 Products No.	脉冲数 Resolution	定位数 Number of Detent	定位旋转扭矩(gf. cm) Detent Torque	操作部长度(mm) Length of Operating Section	整箱包装数量(PCS) QTY/CTN
RE4000XA-H01	15	30	200±60	20	550

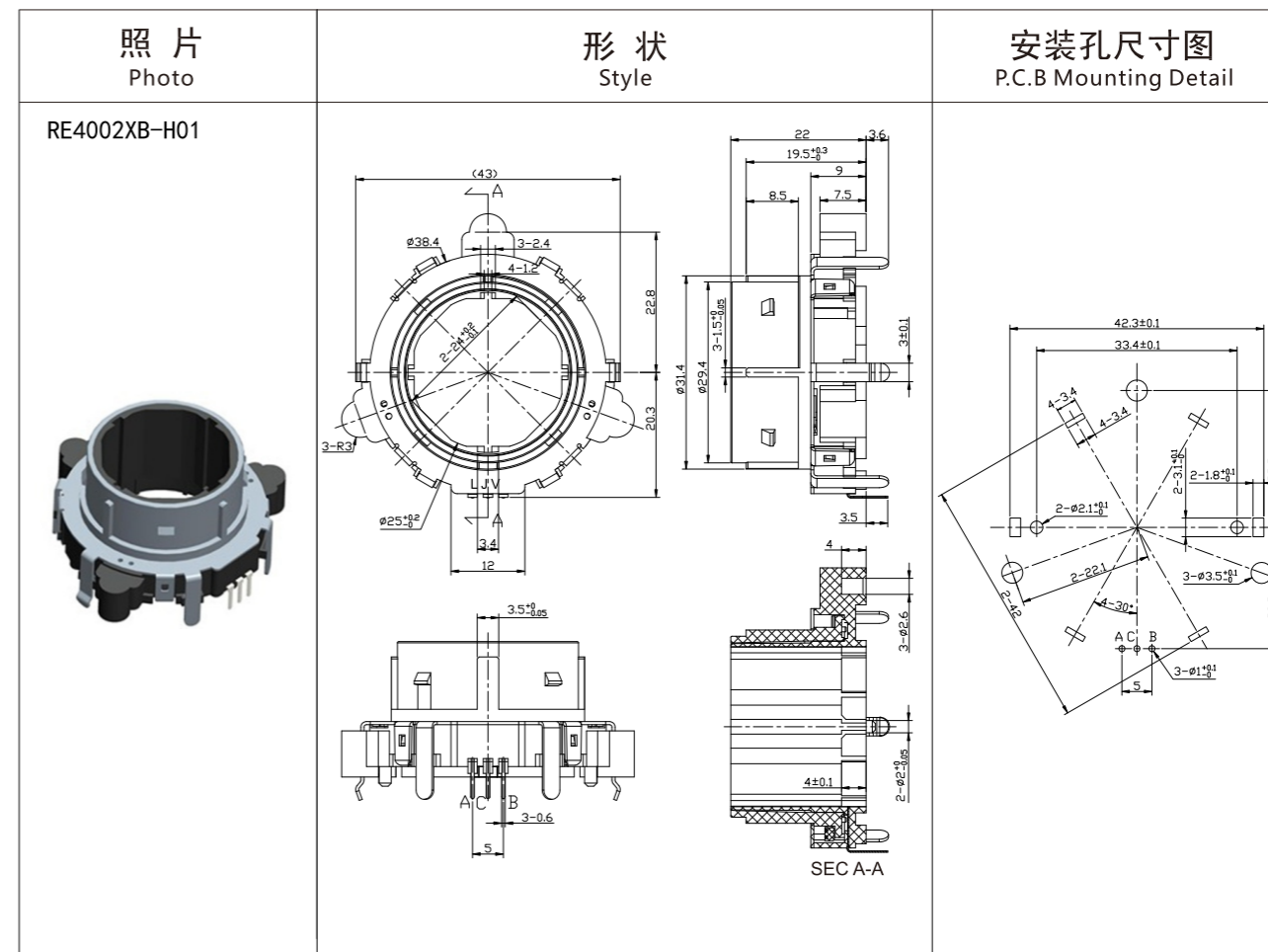
产品一览 PRODUCTS LINE

产品编号 Products No.	脉冲数 Resolution	定位数 Number of Detent	定位旋转扭矩(gf. cm) Detent Torque	操作部长度(mm) Length of Operating Section	整箱包装数量(PCS) QTY/CTN
RE4002XB-H01	15	30	200±60	22	350



注明：如目录书与承认书规格参数、图纸有异，均以承认书为准。
Note: If any parameters or drawing of this catalog is different from "approval sheet", it's subject to the "approval sheet".

单位 UNIT: mm



注明：如目录书与承认书规格参数、图纸有异，均以承认书为准。
Note: If any parameters or drawing of this catalog is different from "approval sheet", it's subject to the "approval sheet".

单位 UNIT: mm

模组 Module

模组 Module

编码器 Encoder

编码器 Encoder

开关 Switch

开关 Switch

电位器 Potentiometer

电位器 Potentiometer

新品开发中敬请期待...
New Products Coming Soon.

模组
Module

编码器
Encoder

开关
Switch

电位器
Potentiometer

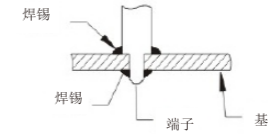
编码器使用注意事项

Encoders Usage Announcements



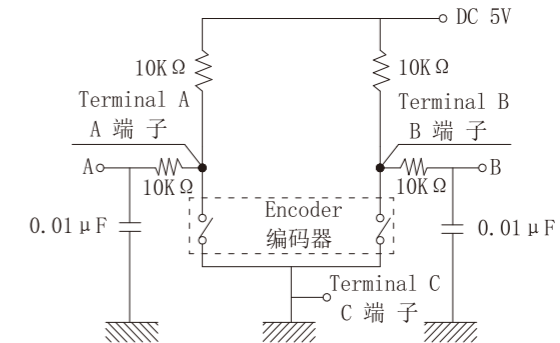
- 1、给端子进行焊接时，如果在端子上施加负荷，因条件不会有松动变形及电特性劣化的可能，请在使用时注意。
- 2、焊接时，水溶性助焊剂有可能腐蚀开关的可能，请避免使用。
- 3、关于焊接的条件设定，请根据实际批量生产时的条件进行。
- 4、进行两次焊接时，请在第一次焊接部份恢复到常温之后再行进行，连续加热可能使外围部变形，端子松动，脱落及电特性降低。
- 5、请不要让助焊剂从印刷电路板周围或上方流向开关。
- 6、安装开关后，为了使其他零部件的粘结剂硬化等，通过热硬化炉时，请与我们联系。
- 7、使用通孔印刷电路板及推荐以外的回路板时，由于热应力的影响会发生变化，所以请事先就焊接条件进行充分的确认。
- 8、带定位式，请在定位位置进行焊接。如果在定位中点被固定的状态下焊接，定位机构部可能变形。
- 9、不能清洗。
- 10、在组合部件安装工序中，特别注意不要对小型，薄型开关施加外力。
- 11、拧紧安装螺栓类时，要在规定的强度内进行，如果超过规定的强度，可能会造成动作不良或螺栓部损坏。
- 12、如果在电压DC1V以下或电流10uA以下使用，会有接触不良的可能。用于上述情况时，请另行确认。
- 13、本产品以直流的电阻负载为前提设计制造的。使用其他负荷（感性负荷（L），电容性负荷（C））时，请另行确认。
- 14、开关操作时，如果施加规定以上的负荷，开关将有损坏的可能。请注意不要在开关上施加规定以上的力。
- 15、安装时，请将产品本体插入到规定的安装面为止，并使其达到水平状态。如果达不到水平状态，会导致动作不良。
- 16、如果在尘埃多的环境下使用，尘埃会从开口部进入，造成接触故障的动作不良，整机设计时请预先考虑这一点。
- 17、如果使用开关的整机的周边材料产生腐蚀性气体，有可能造成接触不良等现象，所以请事先进行充分的确认。
- 18、〈关于轴松动〉
轴长很长时，松动（偏差）与轴长成比例增大，请在实际使用时确认。
- 19、〈关于焊接〉

如图所示，在印刷电路板表面进行布线或焊接时，请避免焊接液流出，否则容易引起接触不良。插入基板的金属脚，请焊接使用。



- 20、〈关于结露〉请避免在编码器的图形面等结露或附有水滴的条件下使用。否则会造成绝缘能力降低和短路。
- 21、〈关于药品的使用〉
由于绝缘型轴上使用聚碳酸酯等合成树脂，请避免在氨，胺类，硷溶液，芳香族碳化氢，酮类，酯类，卤化炭化氢等的环
境，特别是强气体环境下使用。
- 22、〈关于低温时的使用〉
象汽车用收音机，汽车立体声设备等有在低温下使用的可能时，可以对应即使使在低温状态下也容易进行旋转操作。订货
时，请指定有无低温特性需要。
- 23、〈关于带开关产品的使用〉带按压开关的编码器在轴被压下的状态下包装或保管，开关部可能产生故障，要注意。
- 24、〈关于脉冲数处理〉

在编码器脉冲计数处理的设计中，注意动作速度，取样时间，屏蔽时间等，在贴装确认之后使用。同时最好在编码器脉冲
计数处理回路中设置下图所示的滤波器。



25、保管方法

- ①产品以交货时的状态在常温，常湿，不直射阳光照射，不产生腐蚀性气体的场所保管，自交货起6个月以内为限度，请尽可能快的使用。
- ②开封后用聚乙烯袋与外气隔断，请在与上述相同环境下保管，并尽快使用。
- ③请不在过分地堆积。

模组
Module

编码器
Encoder

开关
Switch

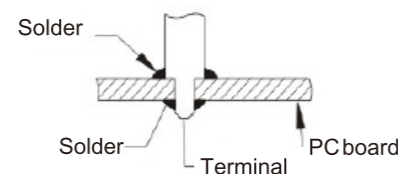
电位器
Potentiometer

编码器使用注意事项

Encoders Usage Announcements



- 1、 Note that if the load is applied to the terminals during soldering, they might suffer deformation and defects in electrical performance.
- 2、 Use of water-soluble soldering flux shall be avoided because it may cause corrosion of the switch.
- 3、 Verify soldering conditions under actual mass production conditions.
- 4、 When soldering twice, wait until the first soldered portion cools to normal temperature. Continuous heating will deform the external portions, loosen or dislodge terminals, or may deteriorate their electrical characteristics.
- 5、 Flux from around and above the PC board should not adhere to the switches.
- 6、 If you put the board with the switch in the oven so as to harden adhesive for other parts, consult with us.
- 7、 If you use a through-hole PC board or a PC board thinner or thicker than the recommendation, here may be greater heat stress. Verify the soldering conditions thoroughly before use.
- 8、 Solder the switches with detent at the detent position. Soldering switches fixed at the center of the detent may deform the detent mechanisms.
- 9、 No cleaning.
- 10、 Use care to protect small and thin switches from external forces in the SET mounting process.
- 11、 Tighten the mounting screws by applying the specified torque. Tightening with larger torque than the specified one will result in malfunction or breakage of screws.
- 12、 Use of the switches with voltage below 1V DC or current below 10uA may make contacts unstable. When using these switches in this way, consult with us beforehand.
- 13、 This product is designed and manufactured assuming that it is to be used with the resistance for direct current. If you use other kinds of resistance [inductive (L) or capacitive (C)], consult with us beforehand.
- 14、 The switch will break if you apply a greater stress than that specified. Take great care not to let the switch be subject to greater stress than specified.
- 15、 Insert these switches to the specified mounting surface and mount them horizontally. If not mounted horizontally, these switches will malfunction.
- 16、 Avoid using these switches in a dusty environment. Dust entering through the openings will result in imperfect contact or malfunction. Take this into account for set design. Let the switch be subject to greater stress than specified.
- 17、 When corrosive gas is generated by peripheral material of a set using the switch, malfunctions such as imperfect contacts can occur. Be mindful of this point thoroughly in advance.
- 18、 [Looseness of the Shaft] When long shafts are being employed, the looseness (deviation) tends to grow in proportion to the shaft length. Checking shaft looseness under actual operational conditions is recommended.
- 19、 [Soldering] Do not employ wiring designs and soldering methods as illustrated in the schematic drawing. Molten solder flowing over the upper surface of PC board can cause imperfect contacts.

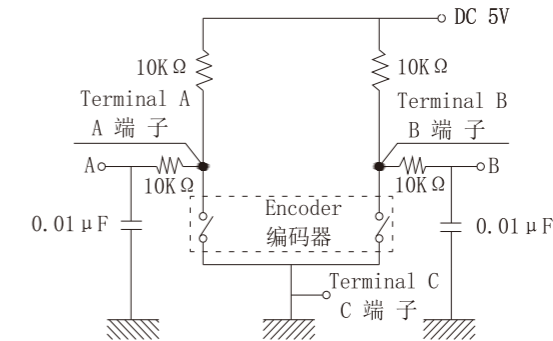


编码器使用注意事项

Encoders Usage Announcements



- 20、 [Dew Condensation]
Do not use this product where dew or water drops might occur on the pattern surface of the encoder, etc. Insulation deterioration or shorting may occur.
- 21、 [Use of Chemicals]
Since synthetic resins such as polycarbonate are being used as the material for the insulated typeshafts, avoid using this product under gassy environments containing such chemicals as ammonia, amines, alkaline water solutions, aromatic hydrocarbons, ketones, esters and halogenated hydrocarbons, especially under intensive gas environments.
- 22、 [Operation at Low Temperature]
When these products are expected to be used under low temperature environments such as applications for car radios and car stereos, we can customize them for easier and more smooth rotary movements. When placing orders, indicate whether the low temperature specification is necessary or not.
- 23、 [Handling of Products with Switches]
Avoid packaging or storing encoders with push on switches with their shafts pushed in. Be careful not to damage the switch portion.
- 24、 [Pulse count process]
With respect to pulse count design of encoders, operational speed, sampling time, and masking time, etc. should be taken into consideration. Be sure to confirm these factors before using the encoder. For your pulse count design, consider adding R/C filters on your circuit as shown below.



- 25、 Storage methods
 - ① If you do not use the product immediately, store it just as delivered in the following environment: with neither direct sunshine nor corrosive gas and in normal temperatures. However, it is recommended that you should use it as soon as possible or within six months from the date of delivery at the most.
 - ② After you break the seal, you should put the remainder in a plastic bag to shut out outside air, and store it in the same environment mentioned above. You should use it up as soon as possible.
 - ③ Do not stack too many switches for safety.

模组
Module

编码器
Encoder

开关
Switch

电位器
Potentiometer

模组
Module

编码器
Encoder

开关
Switch

电位器
Potentiometer

开关 SWITCH

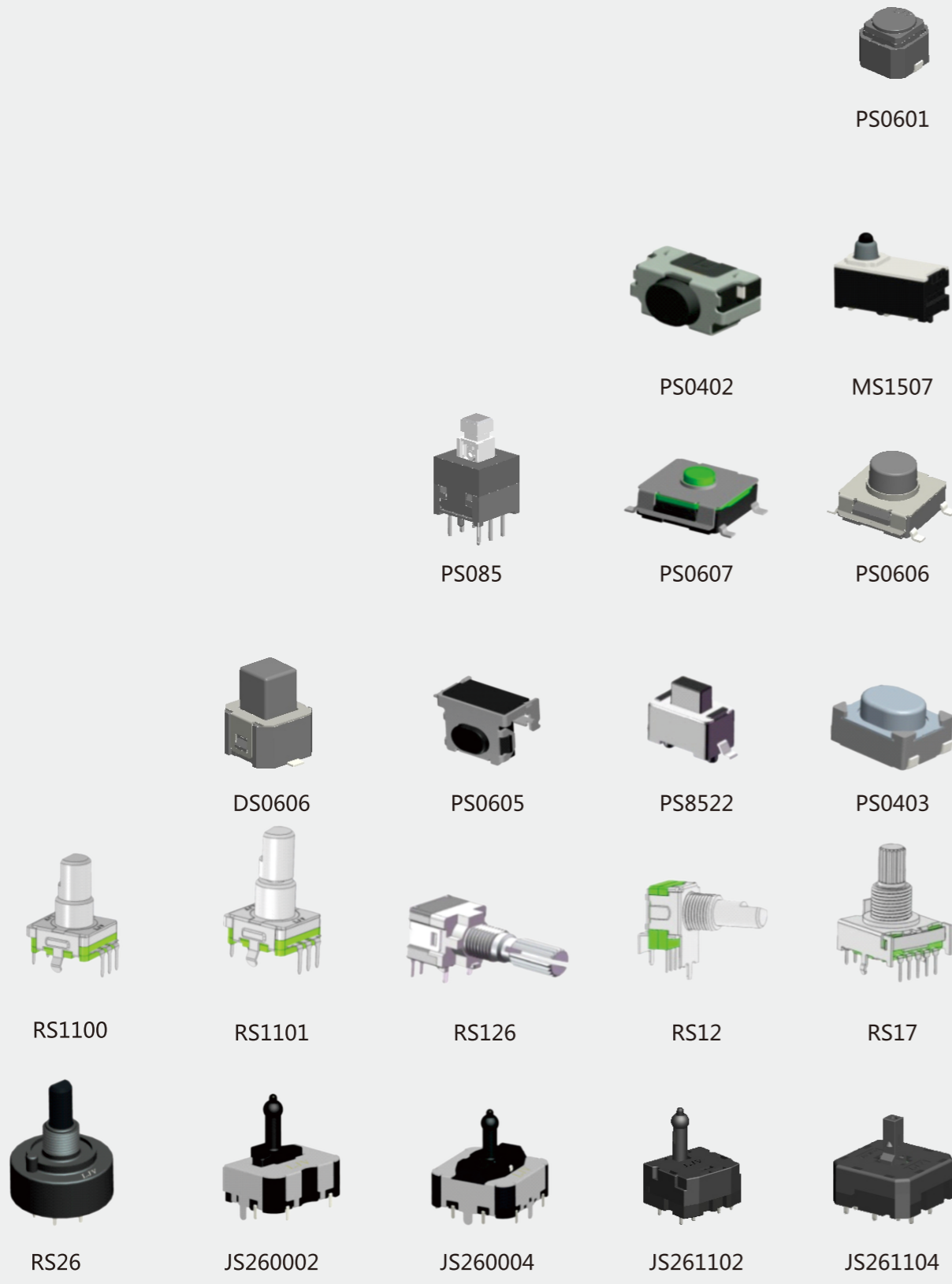


模组
Module


编码器
Encoder

开关
Switch

电位器
Potentiometer



轻触开关 | PS06/PS04系列 SWITCH PS06/PS04 SERIES



主要规格 TYPICAL SPECIFICATIONS

项目 Items	规格 Specifications
使用温度范围 Operating Temperature Range	-40°C to + 85°C

产品一览 PRODUCTS LINE

产品编号 Products No.	特征 Features	行程 Travel (mm)	接触阻抗 Contact Resistance	操作力 Operating Force (gf)	操作寿命 Operating Life (cycles)	耐焊接热 Withstand Soldering temperature	整箱包装数量 Packing quantity (PCS)
PS0601P1S1XXV01	无声/垂直	1.3	100 mΩ Max	见具体产品规格书 See detail spec	260±5°C 10s		20,000
PS0603P1S1XXV02	有声/垂直	0.25	100 mΩ Max				20,000
PS0402P1S1XXV03	有声/侧按	0.15	200 mΩ Max				44,000
PS0403P1S1XXV01	有声/垂直	0.2	100 mΩ Max				40,000
PS0605P1S2XXV03	有声/侧按	0.25	100 mΩ Max				20,000

产品编号 Products No.	特征 Features	接触阻抗 Contact Resistance	行程 Travel (mm)	操作力 Operating Force (gf)	操作寿命 Operating Life (cycles)	整箱包装数量 Packing quantity (PCS)	
PS0606P1S1XXV03- Y1	IP67	100 mΩ Max	0.25	100	200,000	20,000	
PS0606P1S1XXV03- Y2				160			
PS0606P1S1XXV03- Y3				250			
PS0606P1S1XXV03- N1	防潮型		0.25	0.25	60		10,000,000
PS0606P1S1XXV03- N2					100		5,000,000
PS0607P1S1XXV03- Y1	IP67			0.3	0.3		60
PS0607P1S1XXV03- Y2			100				5,000,000
PS0607P1S1XXV03- N1	防潮型		60				10,000,000
PS0607P1S1XXV03- N2			100				5,000,000

注明：如目录书与承认书规格参数、图纸有异，均以承认书为准。
Note: If any parameters or drawing of this catalog is different from "approval sheet", it's subject to the "approval sheet".

单位
UNIT: mm

模组
Module

编码器
Encoder

开关
Switch

电位器
Potentiometer

轻触开关 | PS06/PS04系列
SWITCH PS06/PS04 SERIES



轻触开关 | PS06/PS04系列
SWITCH PS06/PS04 SERIES



模组
Module

编码器
Encoder

开关
Switch


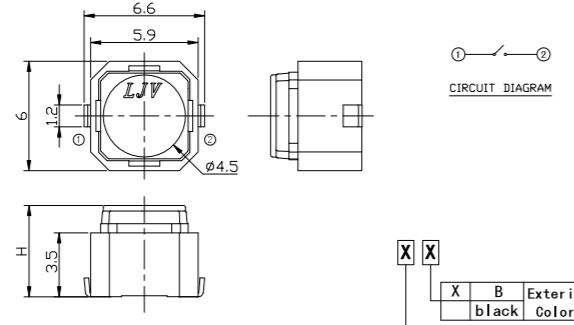
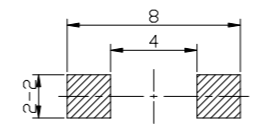

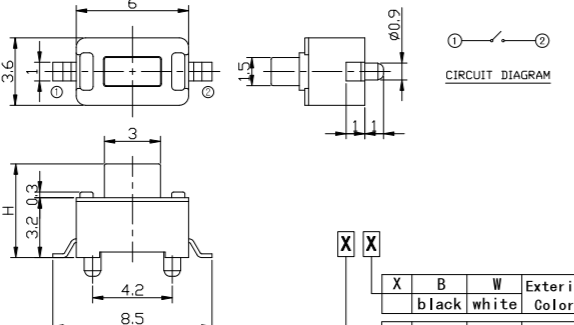
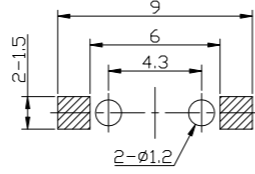

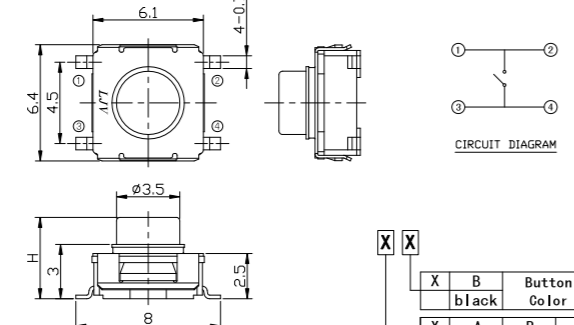
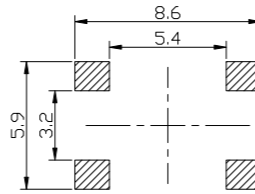

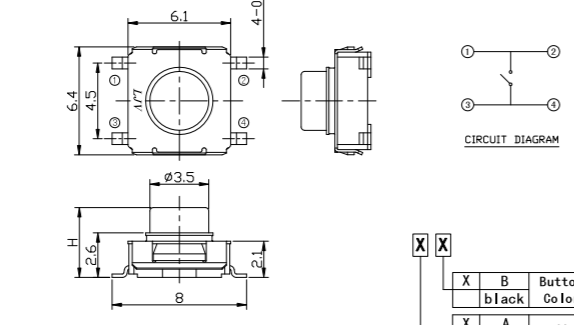
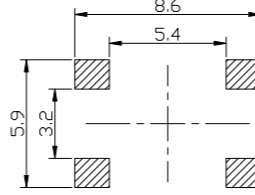
电位器
Potentiometer


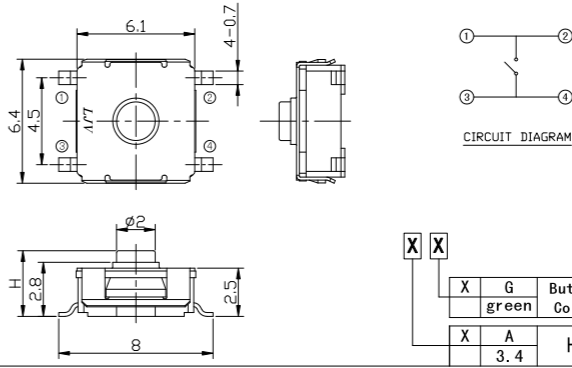
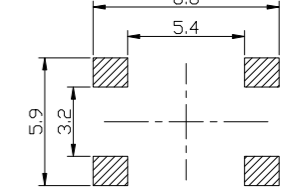

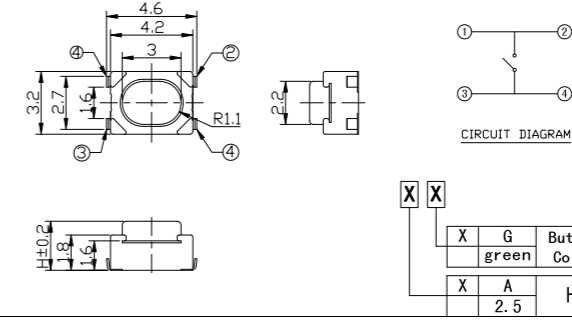
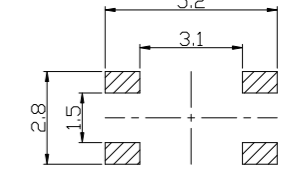

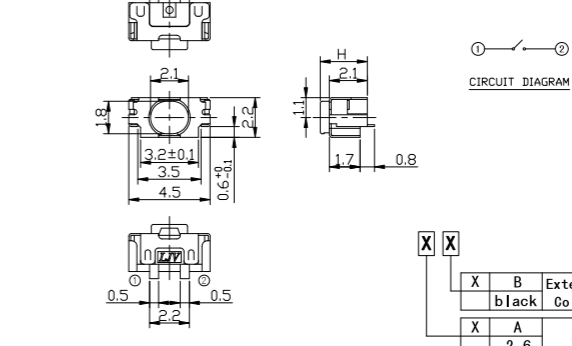
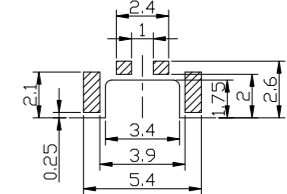

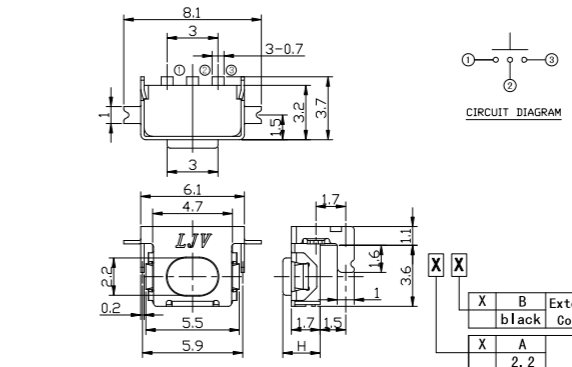
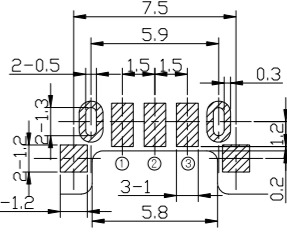
模组
Module

编码器
Encoder

开关
Switch

电位器
Potentiometer

照片 Photo	形状 Style	安装孔尺寸图 P.C.B Mounting Detail																
PS0601P1S1XXV01 	 CIRCUIT DIAGRAM <table border="1"><tr><td>X</td><td>B</td><td>Exterior</td></tr><tr><td>black</td><td>black</td><td>Color</td></tr><tr><td>X</td><td>A</td><td>H</td></tr><tr><td></td><td>5.0</td><td></td></tr></table>	X	B	Exterior	black	black	Color	X	A	H		5.0						
X	B	Exterior																
black	black	Color																
X	A	H																
	5.0																	
PS0603P1S1XXV02 	 CIRCUIT DIAGRAM <table border="1"><tr><td>X</td><td>B</td><td>W</td><td>Exterior</td></tr><tr><td>black</td><td>white</td><td></td><td>Color</td></tr><tr><td>X</td><td>A</td><td>B</td><td>H</td></tr><tr><td></td><td>4.3</td><td>5.0</td><td></td></tr></table>	X	B	W	Exterior	black	white		Color	X	A	B	H		4.3	5.0		
X	B	W	Exterior															
black	white		Color															
X	A	B	H															
	4.3	5.0																
PS0606P1S1XXV03-Y 	 CIRCUIT DIAGRAM <table border="1"><tr><td>X</td><td>B</td><td>Button</td></tr><tr><td>black</td><td>black</td><td>Color</td></tr><tr><td>X</td><td>A</td><td>B</td><td>H</td></tr><tr><td></td><td>4.5</td><td>4.3</td><td></td></tr></table>	X	B	Button	black	black	Color	X	A	B	H		4.5	4.3				
X	B	Button																
black	black	Color																
X	A	B	H															
	4.5	4.3																
PS0606P1S1XXV03-N 	 CIRCUIT DIAGRAM <table border="1"><tr><td>X</td><td>B</td><td>Button</td></tr><tr><td>black</td><td>black</td><td>Color</td></tr><tr><td>X</td><td>A</td><td>H</td></tr><tr><td></td><td>4.3</td><td></td></tr></table>	X	B	Button	black	black	Color	X	A	H		4.3						
X	B	Button																
black	black	Color																
X	A	H																
	4.3																	

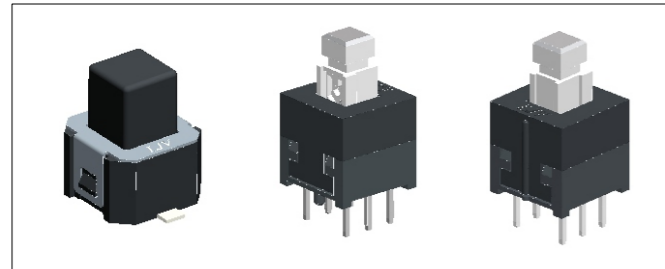
照片 Photo	形状 Style	安装孔尺寸图 P.C.B Mounting Detail												
PS0607P1S1XXV03-Y 	 CIRCUIT DIAGRAM <table border="1"><tr><td>X</td><td>G</td><td>Button</td></tr><tr><td>green</td><td>green</td><td>Color</td></tr><tr><td>X</td><td>A</td><td>H</td></tr><tr><td></td><td>3.4</td><td></td></tr></table>	X	G	Button	green	green	Color	X	A	H		3.4		
X	G	Button												
green	green	Color												
X	A	H												
	3.4													
PS0403P1S1XXV01 	 CIRCUIT DIAGRAM <table border="1"><tr><td>X</td><td>G</td><td>Button</td></tr><tr><td>green</td><td>green</td><td>Color</td></tr><tr><td>X</td><td>A</td><td>H</td></tr><tr><td></td><td>2.5</td><td></td></tr></table>	X	G	Button	green	green	Color	X	A	H		2.5		
X	G	Button												
green	green	Color												
X	A	H												
	2.5													
PS0402P1S1XXV03 	 CIRCUIT DIAGRAM <table border="1"><tr><td>X</td><td>B</td><td>Exterior</td></tr><tr><td>black</td><td>black</td><td>Color</td></tr><tr><td>X</td><td>A</td><td>H</td></tr><tr><td></td><td>2.6</td><td></td></tr></table>	X	B	Exterior	black	black	Color	X	A	H		2.6		
X	B	Exterior												
black	black	Color												
X	A	H												
	2.6													
PS0605P1S2XXV03 	 CIRCUIT DIAGRAM <table border="1"><tr><td>X</td><td>B</td><td>Exterior</td></tr><tr><td>black</td><td>black</td><td>Color</td></tr><tr><td>X</td><td>A</td><td>H</td></tr><tr><td></td><td>2.2</td><td></td></tr></table>	X	B	Exterior	black	black	Color	X	A	H		2.2		
X	B	Exterior												
black	black	Color												
X	A	H												
	2.2													

注明：如目录书与承认书规格参数、图纸有异，均以承认书为准。
Note: If any parameters or drawing of this catalog is different from "approval sheet", it's subject to the "approval sheet".

注明：如目录书与承认书规格参数、图纸有异，均以承认书为准。
Note: If any parameters or drawing of this catalog is different from "approval sheet", it's subject to the "approval sheet".

按键开关 | DS06/PS085系列

TACT SWITCH DS06/PS085 SERIES



主要规格 TYPICAL SPECIFICATIONS

项目 Items	规格 Specifications
使用温度范围 Operating Temperature Range	-40°C to + 85°C
接触阻抗 Contact Resistance	100mΩ Max

产品一览 PRODUCTS LINE

产品编号 Products No.	特征 Features	行程 Travel (mm)	导行程 Breakover Travel (mm)	操作力 Operating Force (gf)	额定值 Rating	整箱包装数量 Packing quantity (PCS)
DS0606P1S1XXV02-T1	常闭	1.1	0.5	250	50mA 14V DC	1500

产品编号 Products No.	特征 Features	操作功能 Operating Direction	行程 Travel (mm)	导行程 Breakover Travel (mm)	操作力 Operating Force (gf)	额定值 Rating	整箱包装数量 Packing quantity (PCS)
PS08522NYAH01-A	非短路式	自锁	2.5	1.5	350	0.1A 30V DC 1A 13V DC	100,000 20,000
PS08522NNAH02-A		无锁	2.5	—	350	0.1A 30V DC 1A 13V DC	100,000 20,000

照片 Photo	形状 Style	安装孔尺寸图 P.C.B Mounting Detail
<p>DS0606P1S1XXV02-T</p>	<p>CIRCUIT DIAGRAM</p> <p>Button Color: X B black, X A 7.5 H</p>	

注明：如目录书与承认书规格参数、图纸有异，均以承认书为准。
Note: If any parameters or drawing of this catalog is different from "approval sheet", it's subject to the "approval sheet".
单位 UNIT: mm
<http://www.ljv.hk>

按键开关 | PS085系列

TACT SWITCH PS085 SERIES



照片 Photo	形状 Style	安装孔尺寸图 P.C.B Mounting Detail
<p>PS08522NNAH02</p>	<p>CIRCUIT DIAGRAM</p>	
<p>PS08522NYAH01</p>	<p>CIRCUIT DIAGRAM</p>	

注明：如目录书与承认书规格参数、图纸有异，均以承认书为准。
Note: If any parameters or drawing of this catalog is different from "approval sheet", it's subject to the "approval sheet".
单位 UNIT: mm
<http://www.ljv.hk>

模组
Module

编码器
Encoder

开关
Switch

电位器
Potentiometer

模组
Module


编码器
Encoder

开关
Switch

电位器
Potentiometer

微动开关 MS1507系列

MICRO SWITCH MS1507 SERIES




主要规格 TYPICAL SPECIFICATIONS

项目 Items	规格 Specifications
额定值 Rating	50mA 18V DC
使用温度范围 Operating Temperature Range	-40°C to + 85°C

开关 RS11系列

SWITCH RS11 SERIES



主要规格 TYPICAL SPECIFICATIONS

项目 Items	规格 Specifications
额定值 Rating	10mA 5V DC
全旋转角度 Total Rotational Angle	90±2°
操作寿命 Operating Life	15,000cycles
使用温度范围 Operating Temperature Range	-40°C to + 85°C

产品一览 PRODUCTS LINE

产品编号 Products No.	旋转扭矩 (gf. cm) Rotational Torque	按压开关 Push-on Switch	按压开关行程 (mm) Travel of Push-on Switch	按压力 (gf) Operating Force of Switch	整箱包装数量 (PCS) QTY/CTN
RS1100 X B1-H01	100±20 170±20 240±40	无	—	500±200	2000
RS1101 X C1-H01		有	0.5		
RS1111 X C1-H01		有	1.5		
RS1121BC1-H01		有	0.5		

产品一览

产品编号 Products No.	回路数 Loop Number	接点数 ConnectiON Point	操作力 Operating Force (gf)	操作寿命 Operating Life (cycles)	接触阻抗 Contact Resistance	整箱包装数量 Packing quantity (PCS)
MS1507	2	2	100	300,000	500 mΩ Max	3000

照片 Photo

形状 Style

NOTES
1.X=SWITCHING POINT PUSH
2.Y=SWITCHING POINT RETURN
3.OPERATING FPRC:1±0.5N

注明：如目录书与承认书规格参数、图纸有异，均以承认书为准。
Note: If any parameters or drawing of this catalog is different from "approval sheet", it's subject to the "approval sheet".

单位 UNIT: mm

照片 Photo

形状 Style

安装孔尺寸图 P.C.B Mounting Detail

注明：如目录书与承认书规格参数、图纸有异，均以承认书为准。
Note: If any parameters or drawing of this catalog is different from "approval sheet", it's subject to the "approval sheet".

单位 UNIT: mm

模组 Module

编码器 Encoder

开关 Switch

电位器 Potentiometer

模组 Module

编码器 Encoder

开关 Switch

电位器 Potentiometer

开关 RS11系列

SWITCH RS11 SERIES




开关 RS12系列

SWITCH RS12 SERIES



照片 Photo	形状 Style	安装孔尺寸图 P.C.B Mounting Detail
RS1100 <input checked="" type="checkbox"/> B1-H01 	 D S 7 <input checked="" type="checkbox"/> E F	
RS1101 <input checked="" type="checkbox"/> C1-H01 	 D S 7 <input checked="" type="checkbox"/> E F	
RS1111 <input checked="" type="checkbox"/> B1-H01 	 D S 7 <input checked="" type="checkbox"/> E F	
RS1121BC1-H01 	 D S 7 <input checked="" type="checkbox"/> E F	



主要规格 TYPICAL SPECIFICATIONS

项目 Items	规格 Specifications
额定值 Rating	10mA 5V DC
操作寿命 Operating Life	10,000cycles
	5,000cycles
使用温度范围 Operating Temperature Range	-30°C to + 80°C

产品一览 PRODUCTS LINE

接触阻抗 Contact Resistance	旋转角度(°) Rotational Angle	定位旋转扭矩 (gf. cm) Detent Torque	整箱包装数量 (PCS) QTY/CTN
150mΩ	30	250 ± 75 500 ± 150	1200

照片 Photo	形状 Style	安装孔尺寸图 P.C.B Mounting Detail
RS1211P1S <input checked="" type="checkbox"/> <input checked="" type="checkbox"/> <input checked="" type="checkbox"/> -V0 <input checked="" type="checkbox"/> 	 M9XP0.75 18 TEETH MOUNTING SURFACE D S 6 <input checked="" type="checkbox"/> E F	
RS1212P2S <input checked="" type="checkbox"/> <input checked="" type="checkbox"/> <input checked="" type="checkbox"/> -V0 <input checked="" type="checkbox"/> 	 M9XP0.75 18 TEETH MOUNTING SURFACE D S 6 <input checked="" type="checkbox"/> E F	

注明：如目录书与承认书规格参数、图纸有异，均以承认书为准。
Note: If any parameters or drawing of this catalog is different from "approval sheet", it's subject to the "approval sheet".

注明：如目录书与承认书规格参数、图纸有异，均以承认书为准。
Note: If any parameters or drawing of this catalog is different from "approval sheet", it's subject to the "approval sheet".

模组
Module

编码器
Encoder

开关
Switch

电位器
Potentiometer

模组
Module

编码器
Encoder

开关
Switch

电位器
Potentiometer

开关 RS12系列

SWITCH RS12 SERIES




开关 RS126系列

SWITCH RS126 SERIES



照片 Photo	形状 Style	安装孔尺寸图 P.C.B Mounting Detail
RS1202P2S [B] [D] [X] -V0 [Z] 	 M9XP0.75 18 TEETH MOUNTING SURFACE [X] [Z] H [D] A 1 12.5 A 5 B 2 10 B 8 [B] 2 3 4	 4-2.5 2-2.2 2-0.7 C2 4 3 2 1 C1 6 5 4 3 2 1 10-Ø1 7.6 3.5
RS1205P1S [B] [D] [X] -V0 [Z] 	 M9XP0.75 18 TEETH MOUNTING SURFACE [X] [Z] H [D] A 1 12.5 A 5 B 2 10 B 8 [B] 5 6	 2-2.2 2-0.7 6-2.5 3.5 7.5
RS1221P1S [B] [D] [X] -V0 [Z] 	 M9XP0.75 18 TEETH MOUNTING SURFACE [X] [Z] H [D] A 1 12.5 A 5 B 2 10 B 8 [B] 5 6	 2-2.2 2-0.2 6-2.5 5.7 5.3 C1 6 5 4 3 2 1
RS1214P4S [B] [D] [X] -V0 [Z] 	 M9XP0.75 18 TEETH MOUNTING SURFACE [X] [Z] H [D] A 1 12.5 A 5 B 2 10 B 8 [B] 5 6	 2-2.2 2-0.7 6-2.5 3.5 3.7 3.7 3.7 3.5 C1 6 5 4 3 2 1 C2 8 7 6 5 4 3 2 1 C3 8 7 6 5 4 3 2 1 C4 8 7 6 5 4 3 2 1

注明：如目录书与承认书规格参数、图纸有异，均以承认书为准。
Note: If any parameters or drawing of this catalog is different from "approval sheet", it's subject to the "approval sheet".
单位 UNIT: mm
<http://www.ljv.hk>



主要规格 TYPICAL SPECIFICATIONS

项目 Items	规格 Specifications
额定值 Rating	10mA 16V DC
操作寿命 Operating Life	30,000cycles
使用温度范围 Operating Temperature Range	-40°C to + 85°C

产品一览 PRODUCTS LINE

产品编号 Products No.	接触阻抗 Contact Resistance	旋转角度(°) Rotational Angle	定位数 Number Of Detent	旋转扭矩(gf. cm) Rotational Torque	整箱包装数量 (PCS) QTY/CTN
RS1260ED1-V01	150mΩ	18	20	250±75	2000

照片 Photo	形状 Style	安装孔尺寸图 P.C.B Mounting Detail
RS1260ED1-V01 	 M7×0.75 18 TEETH	 10 5 4-Ø0.9 ^{+0.1} 6.5 3.9 7 2-Ø1.5 ^{+0.1}

注明：如目录书与承认书规格参数、图纸有异，均以承认书为准。
Note: If any parameters or drawing of this catalog is different from "approval sheet", it's subject to the "approval sheet".
单位 UNIT: mm
<http://www.ljv.hk>

模组
Module

编码器
Encoder

开关
Switch

电位器
Potentiometer

模组
Module


编码器
Encoder

开关
Switch

电位器
Potentiometer

开关 RS17系列

SWITCH RS17 SERIES



主要规格 TYPICAL SPECIFICATIONS

项目 Items	规格 Specifications
额定值 Rating	0.3mA 16V DC
操作寿命 Operating Life	20,000cycles
使用温度范围 Operating Temperature Range	-30°C to + 80°C

开关 RS26系列

SWITCH RS26 SERIES



主要规格 TYPICAL SPECIFICATIONS

项目 Items	规格 Specifications
额定值 Rating	0.3A 30V DC
全旋转角度 Total Rotational Angle	360°
操作寿命 Operating Life	10,000cycles
使用温度范围 Operating Temperature Range	-30°C to + 80°C

产品一览 PRODUCTS LINE

接触阻抗 Contact Resistance	旋转角度 (°) Rotational Angle	定位旋转扭矩 (gf. cm) Detent Torque	整箱包装数量 (PCS) QTY/CTN
150mΩ	30	250±75 400±120	1200

产品一览 PRODUCTS LINE

产品编号 Products No.	接触阻抗 Contact Resistance	开关特性 Switching Characteristic	旋转角度 (°) Rotation angle	极数 Number of Poles	段数 Number of Positions	旋转扭矩 (gf. cm) Detent Torque	整箱包装数量 (PCS) QTY/CTN
RS2600P1S7AX-H01	100mΩ	单极单掷	51.4	1	7	500~1000	770
RS2600P1S10AX-H01	100mΩ	单极单掷	30	1	10		770
RS2600P1S12AX-H01	100mΩ	单极单掷	30	1	12		770

照片 Photo	形状 Style	安装孔尺寸图 P.C.B Mounting Detail
<p>RS1700P1S X CB-H01</p>		
<p>RS1701P2S X CB-H01</p>		

注明：如目录书与承认书规格参数、图纸有异，均以承认书为准。
 Note: If any parameters or drawing of this catalog is different from "approval sheet", it's subject to the "approval sheet".
 单位 UNIT: mm
<http://www.ljv.hk>

照片 Photo	形状 Style	安装孔尺寸图 P.C.B Mounting Detail
<p>RS2600P1S7AX-H01</p>		

注明：如目录书与承认书规格参数、图纸有异，均以承认书为准。
 Note: If any parameters or drawing of this catalog is different from "approval sheet", it's subject to the "approval sheet".
 单位 UNIT: mm
<http://www.ljv.hk>

模组 Module

编码器 Encoder

开关 Switch

电位器 Potentiometer

模组 Module

编码器 Encoder

开关 Switch

电位器 Potentiometer

开关 RS26系列
SWITCH RS26 SERIES



开关 JS2600系列
SWITCH JS2600 SERIES


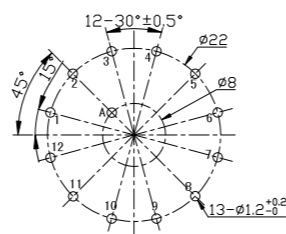
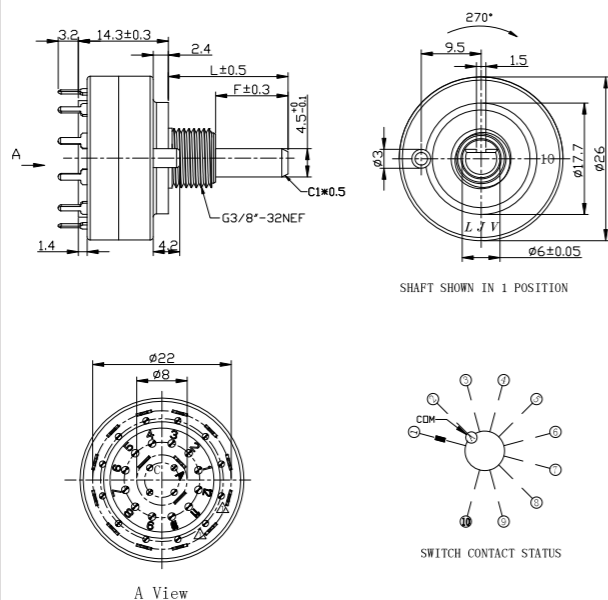


照片
Photo

形状
Style

安装孔尺寸图
P.C.B Mounting Detail

RS2600P1S10AX-H01



主要规格 TYPICAL SPECIFICATIONS

项目 Items	规格 Specifications
额定值 Rating	50mA 12V DC
按压行程 Switch Travel	2.0±0.3mm
操作寿命 Operating Life	50,000cycles
使用温度范围 Operating Temperature Range	-40°C to +85°C

产品一览 PRODUCTS LINE

产品编号 Products No.	接触阻抗 Contact Resistance	开关特性 Switching Characteristic	按压力 (gf) Operating Force	手感系数 Handle Coefficient	开关接触行程 Switch Contact Travel	整箱包装数量 (PCS) QTY/CTN
JS260002XA-H01	≤50mΩ	单极单掷	600±100	35%~50%	1.6±0.3mm	1800
JS260004XB-H01	≤50mΩ	单极单掷	600±100	35%~50%	1.6±0.3mm	1200

UNIT : mm

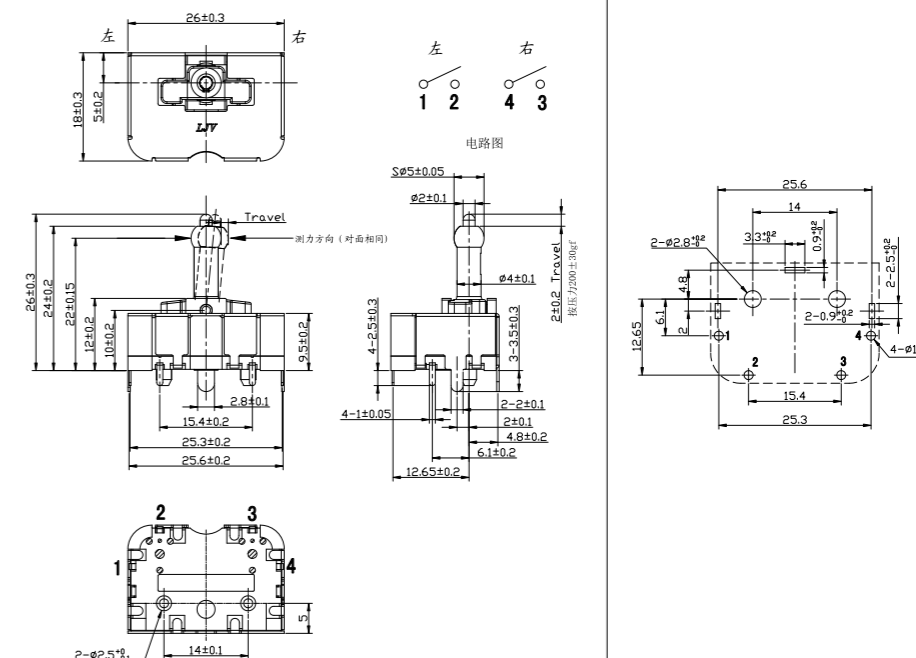

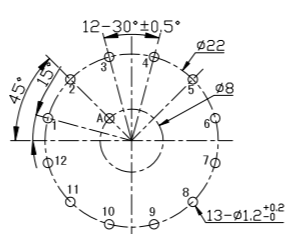
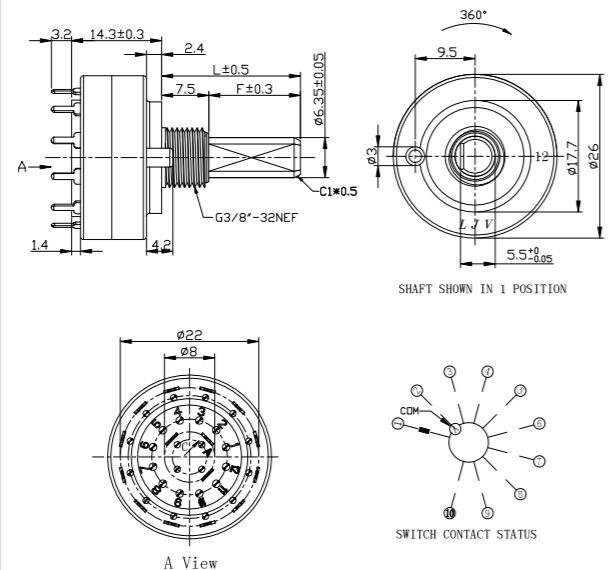
照片
Photo

形状
Style

安装孔尺寸图
P.C.B Mounting Detail

JS260002XA-H01 圆柄

RS2600P1S12AX-H01



注明：如目录书与承认书规格参数、图纸有异，均以承认书为准。
Note: If any parameters or drawing of this catalog is different from "approval sheet", it's subject to the "approval sheet".

单位
UNIT: mm

<http://www.ljv.hk>

注明：如目录书与承认书规格参数、图纸有异，均以承认书为准。
Note: If any parameters or drawing of this catalog is different from "approval sheet", it's subject to the "approval sheet".

单位
UNIT: mm

<http://www.ljv.hk>

模组
Module

编码器
Encoder

开关
Switch

电位器
Potentiometer

模组
Module

编码器
Encoder

开关
Switch

电位器
Potentiometer

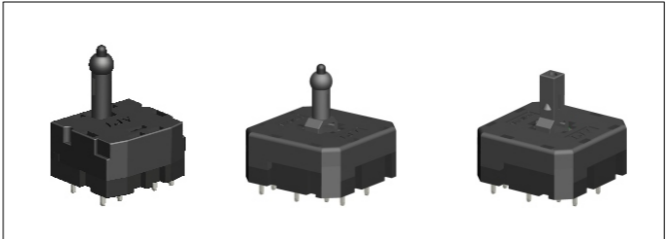
开关 | JS2600系列
SWITCH JS2600 SERIES



开关 | JS2611系列
SWITCH JS2611 SERIES



照片 Photo	形状 Style	安装孔尺寸图 P.C.B Mounting Detail
JS260004XB-H01 圆柄 	<p>上 右 2 1 4 3 左 下 5 6 7 8</p> <p>电路图</p>	
JS260004XB-H01 方柄 	<p>上 右 2 1 4 3 左 下 5 6 7 8</p> <p>电路图</p>	



主要规格 TYPICAL SPECIFICATIONS

项目 Items	规格 Specifications
额定值 Rating	5A 12V DC
按压行程 Switch Travel	2.0±0.3mm
操作寿命 Operating Life	25,000cycles
使用温度范围 Operating Temperature Range	-40°C to +85°C

产品一览

产品编号 Products No.	接触阻抗 Contact Resistance	开关特性 Switching Characteristic	按压力 (gf) Operating Force	手感系数 Handle Coefficient	开关接触行程 Switch Contact Travel	整箱包装数量 (PCS) QTY/CTN
JS261102XX-H01	≤30mΩ	单极双掷	650±150	25%~45%	1.2±0.3mm	1800
JS261104XX-H01	≤30mΩ	单极双掷	650±150	25%~45%	1.2±0.3mm	1200

照片 Photo	形状 Style	安装孔尺寸图 P.C.B Mounting Detail
JS261102XA-H01 圆柄 	<p>开关1 1 2 开关2 3 4</p> <p>开关通断示意图</p> <p>Travel 2.0mm Max</p> <p>电路图</p>	

注明：如目录书与承认书规格参数、图纸有异，均以承认书为准。
Note: If any parameters or drawing of this catalog is different from "approval sheet", it's subject to the "approval sheet".

注明：如目录书与承认书规格参数、图纸有异，均以承认书为准。
Note: If any parameters or drawing of this catalog is different from "approval sheet", it's subject to the "approval sheet".

模组
Module

编码器
Encoder

开关
Switch

电位器
Potentiometer

模组
Module

编码器
Encoder

开关
Switch


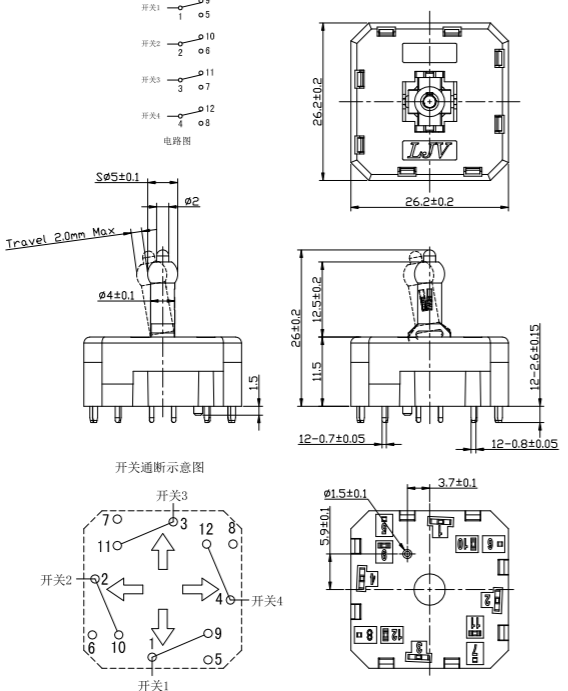
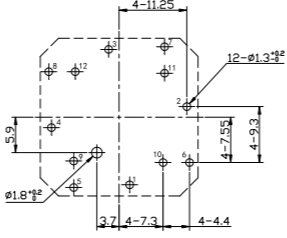

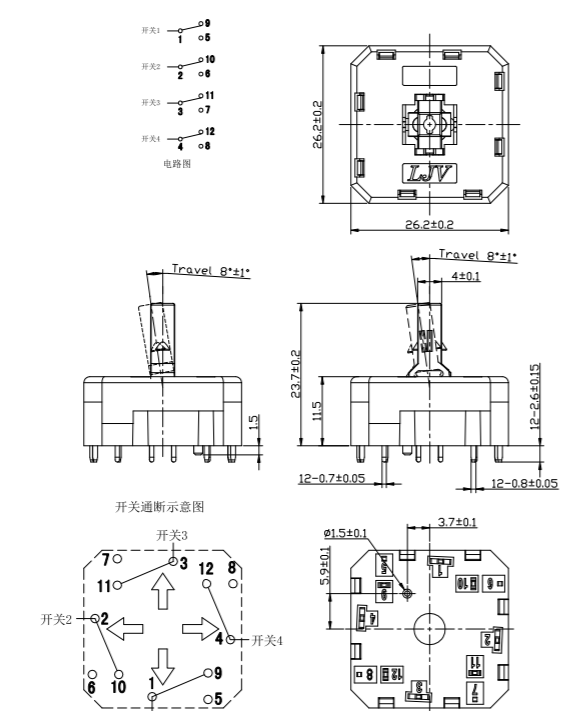
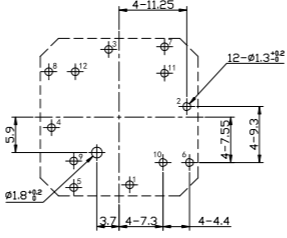
电位器
Potentiometer


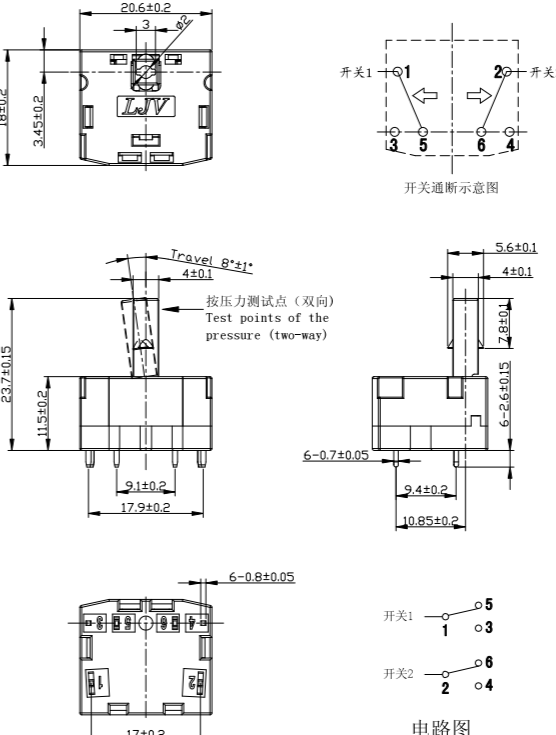
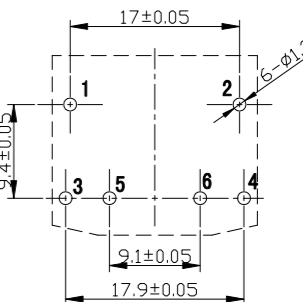
开关 | JS2611系列
SWITCH JS2611 SERIES



开关 | JS2611系列
SWITCH JS2611 SERIES



照片 Photo	形状 Style	安装孔尺寸图 P.C.B Mounting Detail
<p>JS261104XX-H01 圆柄</p> 		
<p>JS261104XX-H01 方柄</p> 		

照片 Photo	形状 Style	安装孔尺寸图 P.C.B Mounting Detail
<p>JS261102XX-H01 方柄</p> 		

注明：如目录书与承认书规格参数、图纸有异，均以承认书为准。
Note: If any parameters or drawing of this catalog is different from "approval sheet", it's subject to the "approval sheet".

单位
UNIT: mm
<http://www.ljv.hk>

注明：如目录书与承认书规格参数、图纸有异，均以承认书为准。
Note: If any parameters or drawing of this catalog is different from "approval sheet", it's subject to the "approval sheet".

单位
UNIT: mm
<http://www.ljv.hk>

模组
Module

编码器
Encoder

开关
Switch

电位器
Potentiometer

模组
Module

编码器
Encoder

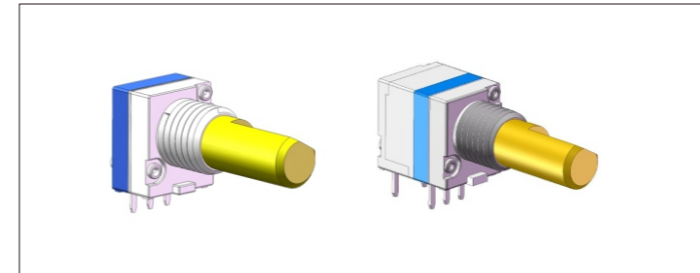
开关
Switch

电位器
Potentiometer

电位器 POTENTIOMETER



电位器 | RP08系列 POTENTIOMETER RP08 SERIES



主要规格 TYPICAL SPECIFICATIONS

项目 Items	规格 Specifications
额定值 Rating	0.05W
操作寿命 Operating Life	20,000cycles
使用温度范围 Operating Temperature Range	-30°C to + 60°C
使用温度范围 Operating Temperature Range	-40°C to + 70°C

产品一览 PRODUCTS LINE

产品编号 Products No.	总阻 (KΩ) Total Resistance	线性 Resistance Taper	全旋转角度 (°) Total Rotational Angle	旋转扭矩 (gf. cm) Operating Force	整箱包装数量 (PCS) QTY/CTN
RP08110N0XX-VZ	0.5~5,000	A/B/C	300±5	50±30 100±50	2000/4000
RP08110SNXX-VZ					
RP08115N0XX-VZ					
RP08120G0XX-VZ					
RP08120SGXX-VZ					
RP08140F0XX-VZ					

照片 Photo	形状 Style	安装孔尺寸图 P.C.B Mounting Detail

注明：如目录书与承认书规格参数、图纸有异，均以承认书为准。
Note: If any parameters or drawing of this catalog is different from "approval sheet", it's subject to the "approval sheet".

单位 UNIT: mm

<http://www.ljv.hk>

模组 Module

编码器 Encoder

开关 Switch

电位器 Potentiometer

模组 Module

编码器 Encoder

开关 Switch

电位器 Potentiometer

电位器 RP08系列
POTENTIOMETER RP08 SERIES



电位器 RP09系列
POTENTIOMETER RP09 SERIES

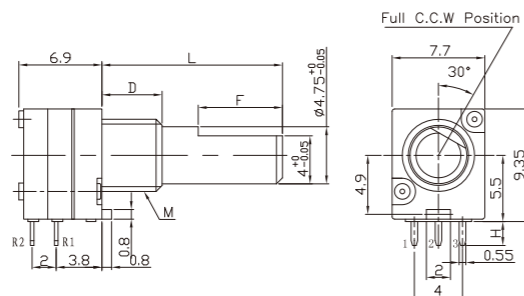
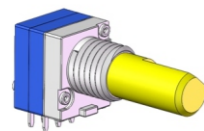


照片
Photo

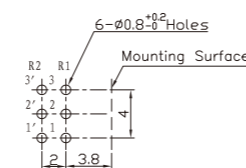
形状
Style

安装孔尺寸图
P.C.B Mounting Detail

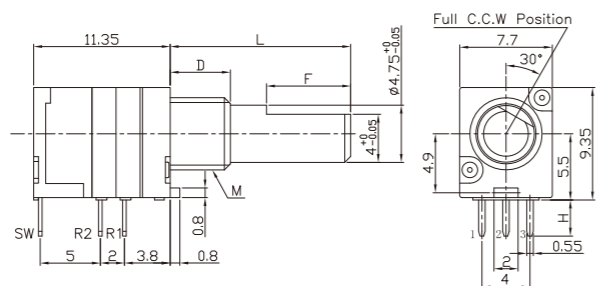
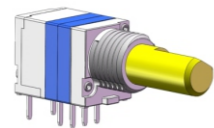
RP08120G0 X-V Z



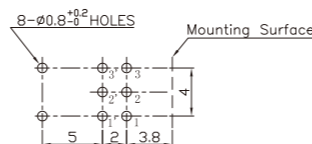
D	S	7	10	S	7	10	H	3	2	1
X	A	B	C	D	E	F	Z	01	02	03
M	M6×0.75			M7×0.75						



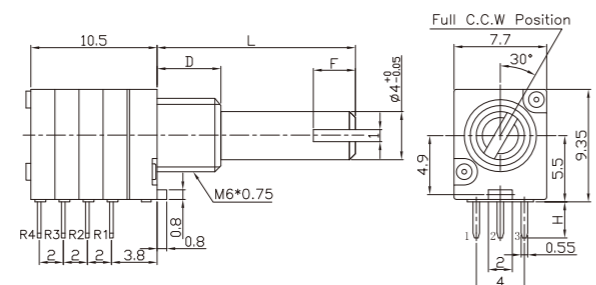
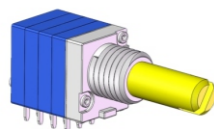
RP08120SG X-V Z



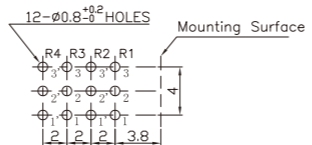
D	S	7	10	S	7	10	H	3	2	1
X	A	B	C	D	E	F	Z	01	02	03
M	M6×0.75			M7×0.75						



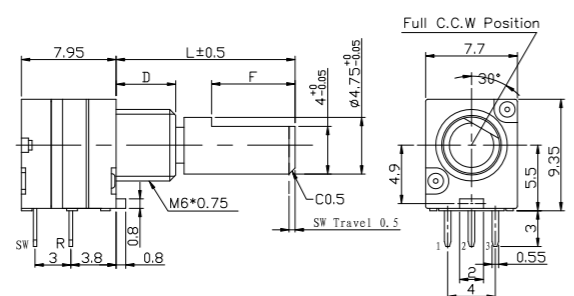

RP08140F0 X-V Z




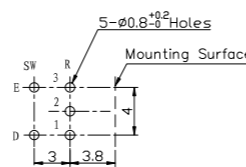
D	S	7	10	S	7	10	H	3	2	1
X	A	B	C	D	E	F	Z	01	02	03
M	M6×0.75			M7×0.75						



RP08115N0 X-V02



D	S	7	10
X	A	B	C



主要规格 TYPICAL SPECIFICATIONS

项目 Items	规格 Specifications
额定值 Rating	0.05W
操作寿命 Operating Life	10,000cycles
使用温度范围 Operating Temperature Range	-10°C to + 60°C
保存温度范围 Storage Temperature Range	-40°C to + 70°C

产品一览 PRODUCTS LINE

总阻 (KΩ) Total Resistance	线性 Resistance Taper	全旋转角度(°) Total Rotational Angle	旋转扭矩 (gf.cm) Operating Force	整箱包装数量 (PCS) QTY/CTN
0.5 ~ 5, 000	A/B/C	300±5	50±30 100±50	1400/3200

注明：如目录书与承认书规格参数、图纸有异，均以承认书为准。
Note: If any parameters or drawing of this catalog is different from "approval sheet", it's subject to the "approval sheet".

单位
UNIT: mm

注明：如目录书与承认书规格参数、图纸有异，均以承认书为准。
Note: If any parameters or drawing of this catalog is different from "approval sheet", it's subject to the "approval sheet".

单位
UNIT: mm

模组
Module

编码器
Encoder

开关
Switch

电位器
Potentiometer

模组
Module

编码器
Encoder

开关
Switch

电位器
Potentiometer

电位器 RP09系列
POTENTIOMETER RP09 SERIES



电位器 RP09系列
POTENTIOMETER RP09 SERIES



模组
Module

编码器
Encoder

开关
Switch

电位器
Potentiometer

模组
Module

编码器
Encoder

开关
Switch

电位器
Potentiometer

照片 Photo	形状 Style	安装孔尺寸图 P.C.B Mounting Detail
RP09110N0 <input checked="" type="checkbox"/> X-V01 	 Full C.C.W Position D 5 7 10 <input checked="" type="checkbox"/> A B C	 3- $\phi 1.5^{+0.2}$ Holes Mounting Surface
RP09110N0 <input checked="" type="checkbox"/> C-V01 	 Full C.C.W Position D 5 7 10 <input checked="" type="checkbox"/> A B C	 2- $1.1^{+0.2}$ 3- $\phi 1.5^{+0.2}$ Holes Mounting Surface
RP09110N0 <input checked="" type="checkbox"/> A-H02 	 Full C.C.W Position D 5 7 10 <input checked="" type="checkbox"/> A B C	 11.3 2- $1.8^{+0.2}$ 3- $\phi 1.5^{+0.2}$ Holes 2- $1.2^{+0.2}$
RP09110N0 <input checked="" type="checkbox"/> B-H01 	 Full C.C.W Position D 5 7 10 <input checked="" type="checkbox"/> A B C	 11.3 2- $1.8^{+0.2}$ 3- $\phi 1.5^{+0.2}$ Holes 2- $1.2^{+0.2}$

注明：如目录书与承认书规格参数、图纸有异，均以承认书为准。
Note: If any parameters or drawing of this catalog is different from "approval sheet", it's subject to the "approval sheet".
单位 UNIT: mm
<http://www.ljv.hk>

照片 Photo	形状 Style	安装孔尺寸图 P.C.B Mounting Detail
RP09110SG <input checked="" type="checkbox"/> X-V01 	 Full C.C.W Position D 5 7 10 <input checked="" type="checkbox"/> A B C	 8- $\phi 1.5^{+0.2}$ Holes Mounting Surface
RP09110SN <input checked="" type="checkbox"/> X-H01 	 Full C.C.W Position D 5 7 10 <input checked="" type="checkbox"/> A B C	 11.3 2- $1.8^{+0.2}$ 6- $\phi 1.5^{+0.2}$ Holes 2- $1.2^{+0.2}$
RP09110SN <input checked="" type="checkbox"/> X-V01 	 Full C.C.W Position D 5 7 10 <input checked="" type="checkbox"/> A B C	 5- $\phi 1.5^{+0.2}$ Holes Mounting Surface
RP09320N0 <input checked="" type="checkbox"/> G-V01 	 Full C.C.W Position W 4.6 0.8 1.8 H 6.5 10 10 <input checked="" type="checkbox"/> F H G	 2- $1.8^{+0.2}$ 2- $2.2^{+0.2}$ 3- $\phi 1.5^{+0.2}$

注明：如目录书与承认书规格参数、图纸有异，均以承认书为准。
Note: If any parameters or drawing of this catalog is different from "approval sheet", it's subject to the "approval sheet".
单位 UNIT: mm
<http://www.ljv.hk>

电位器 RP09系列
POTENTIOMETER RP09 SERIES



照片 Photo	形状 Style	安装孔尺寸图 P.C.B Mounting Detail								
RP09110F0 <input checked="" type="checkbox"/> X-V01 	 Full C.C.W Position 17 D L F 9.5 30° 4.8 4.8 6.5 6.5 3.3 3.3 M7XP0.75 18 TEETH R4/R3/R2/R1 0.8 0.8 2.5 5 2.5 5 3-0.8 5 5 5 5	 12- $\phi 1.8^{+0.2}$ Holes 5 5 5 5 Mounting Surface								
	<table border="1"><tr><td>D</td><td>5</td><td>7</td><td>10</td></tr><tr><td><input checked="" type="checkbox"/> A</td><td>B</td><td>C</td><td></td></tr></table>	D	5	7	10	<input checked="" type="checkbox"/> A	B	C		
D	5	7	10							
<input checked="" type="checkbox"/> A	B	C								
RP09110G0 <input checked="" type="checkbox"/> B-H01 	 Full C.C.W Position 12.1 10.7 9.5 30° 4.8 4.8 6.5 6.5 M7XP0.75 3.5 10 D L F 3 7.5 R2 R1 0.8 0.8 2.5 5 4.5 ± 0.05 $\phi 6\pm 0.05$	 11.3 2- $1.8^{+0.2}$ 7.5 2.5 6- $\phi 1.8^{+0.2}$ Holes 2- $1.2^{+0.2}$								
	<table border="1"><tr><td>D</td><td>5</td><td>7</td><td>10</td></tr><tr><td><input checked="" type="checkbox"/> A</td><td>B</td><td>C</td><td></td></tr></table>	D	5	7	10	<input checked="" type="checkbox"/> A	B	C		
D	5	7	10							
<input checked="" type="checkbox"/> A	B	C								
RP09110GPLD-V01 	 Full C.C.W Position 24 9 TOTAL TRAVEL 8 LOCK TRAVEL 12.4 10 D L F 9.5 30° 4.8 4.8 6.5 6.5 10.2 10.2 M7 $\times 0.75$ 0.5 R2/R1 0.8 0.8 1.3 4.45 2.5 5 0.9 1.25 4.5 ± 0.05 $\phi 6\pm 0.05$	 6- $\phi 1.8^{+0.2}$ 1.8 1.4 2.1 1.6 4.7 2.5 5 1.25								
	<table border="1"><tr><td>D</td><td>5</td><td>7</td><td>10</td></tr><tr><td><input checked="" type="checkbox"/> W</td><td>Y</td><td>Z</td><td></td></tr></table>	D	5	7	10	<input checked="" type="checkbox"/> W	Y	Z		
D	5	7	10							
<input checked="" type="checkbox"/> W	Y	Z								
RP09110SP <input checked="" type="checkbox"/> X-V01 	 Full C.C.W Position 27.8 16.3 8 TOTAL TRAVEL 7 LOCK TRAVEL D L F 9.5 30° 4.8 4.8 6.5 6.5 3.5 3.5 M6XP0.75 SW 6.25 1 5 0.8 0.8 3-0.8 5 5 5 5	 5- $\phi 1.8^{+0.2}$ Holes 6.25 5 Mounting Surface								
	<table border="1"><tr><td>D</td><td>5</td><td>7</td><td>10</td></tr><tr><td><input checked="" type="checkbox"/> W</td><td>Y</td><td>Z</td><td></td></tr></table>	D	5	7	10	<input checked="" type="checkbox"/> W	Y	Z		
D	5	7	10							
<input checked="" type="checkbox"/> W	Y	Z								

注明：如目录书与承认书规格参数、图纸有异，均以承认书为准。
Note: If any parameters or drawing of this catalog is different from "approval sheet", it's subject to the "approval sheet".
单位 UNIT: mm
<http://www.ljv.hk>

电位器 RP09系列
POTENTIOMETER RP09 SERIES



照片 Photo	形状 Style	安装孔尺寸图 P.C.B Mounting Detail								
RP09115N0 <input checked="" type="checkbox"/> X-V01 	 Full C.C.W Position 9.2 D L F SW Travel 0.5 9.5 30° 4.8 4.8 6.5 6.5 3.3 3.3 M7XP0.75 SW R 0.8 0.8 3.2 5 4.5 ± 0.05 $\phi 6\pm 0.05$	 5 5 5 5 Mounting Surface								
	<table border="1"><tr><td>D</td><td>5</td><td>7</td><td>10</td></tr><tr><td><input checked="" type="checkbox"/> A</td><td>B</td><td>C</td><td></td></tr></table>	D	5	7	10	<input checked="" type="checkbox"/> A	B	C		
D	5	7	10							
<input checked="" type="checkbox"/> A	B	C								
RP09115NP <input checked="" type="checkbox"/> J-H01 	 Full C.C.W Position 9.5 30° 4.8 4.8 6.5 6.5 10 10 M7XP0.75 SW Travel 0.5 3.5 10.2 D L F 6 6 1.5 R SW 0.8 0.8 4.5 ± 0.05 $\phi 6\pm 0.05$	 7.7 SW 6 6 5- $\phi 1.8^{+0.2}$ Holes 2- $\phi 1.8^{+0.2}$ Holes 5								
	<table border="1"><tr><td>D</td><td>5</td><td>7</td><td>10</td></tr><tr><td><input checked="" type="checkbox"/> A</td><td>B</td><td>C</td><td></td></tr></table>	D	5	7	10	<input checked="" type="checkbox"/> A	B	C		
D	5	7	10							
<input checked="" type="checkbox"/> A	B	C								
RP09311H0 <input checked="" type="checkbox"/> X-V01 	 Full C.C.W Position 23.9 L ± 0.5 9.5 30° 4.8 4.8 6.5 6.5 3.3 3.3 M7XP0.75 R8/R7/R6/R5/R4/R3/R2/R1 2.5 2.5 2.5 2.5 2.5 2.5 2.5 4.3 $\phi 16\pm 0.04$ $\phi 7$	 24- $\phi 1.8^{+0.2}$ Holes 4.3 Mounting Surface								
	<table border="1"><tr><td>D</td><td>1.8</td><td>5</td></tr><tr><td><input checked="" type="checkbox"/> E</td><td>F</td><td></td></tr></table>	D	1.8	5	<input checked="" type="checkbox"/> E	F				
D	1.8	5								
<input checked="" type="checkbox"/> E	F									
RP09311J0 <input checked="" type="checkbox"/> X-V01 	 Full C.C.W Position 18.9 D L F 9.5 30° 4.8 4.8 6.5 6.5 3.3 3.3 M7XP0.75 R6/R5/R4/R3/R2/R1 2.5 2.5 2.5 2.5 2.5 4.3 $\phi 16\pm 0.04$ $\phi 7$	 18- $\phi 1.8^{+0.2}$ Holes 4.3 Mounting Surface								
	<table border="1"><tr><td>D</td><td>1.8</td><td>5</td></tr><tr><td><input checked="" type="checkbox"/> E</td><td>F</td><td></td></tr></table>	D	1.8	5	<input checked="" type="checkbox"/> E	F				
D	1.8	5								
<input checked="" type="checkbox"/> E	F									

注明：如目录书与承认书规格参数、图纸有异，均以承认书为准。
Note: If any parameters or drawing of this catalog is different from "approval sheet", it's subject to the "approval sheet".
单位 UNIT: mm
<http://www.ljv.hk>

模组
Module

编码器
Encoder

开关
Switch

电位器
Potentiometer

模组
Module

编码器
Encoder

开关
Switch

电位器
Potentiometer

电位器 RP09系列
POTENTIOMETER RP09 SERIES



电位器 RP09系列
POTENTIOMETER RP09 SERIES



照片 Photo	形状 Style	安装孔尺寸图 P.C.B Mounting Detail
RP09211G0 <input checked="" type="checkbox"/> X-H03		
RP09211G0 <input checked="" type="checkbox"/> X-V01		
RP09211SG <input checked="" type="checkbox"/> X-V01		
RP09300NOCB-H01		

注明：如目录书与承认书规格参数、图纸有异，均以承认书为准。
Note: If any parameters or drawing of this catalog is different from "approval sheet", it's subject to the "approval sheet".
单位 UNIT: mm
<http://www.ljv.hk>

照片 Photo	形状 Style	安装孔尺寸图 P.C.B Mounting Detail
RP09310F0 <input checked="" type="checkbox"/> X-V01		
RP09310G0 <input checked="" type="checkbox"/> B-H01		
RP09310G0 <input checked="" type="checkbox"/> C-V01		
RP09310G0 <input checked="" type="checkbox"/> X-V01		

注明：如目录书与承认书规格参数、图纸有异，均以承认书为准。
Note: If any parameters or drawing of this catalog is different from "approval sheet", it's subject to the "approval sheet".
单位 UNIT: mm
<http://www.ljv.hk>

模组
Module

编码器
Encoder

开关
Switch

电位器
Potentiometer

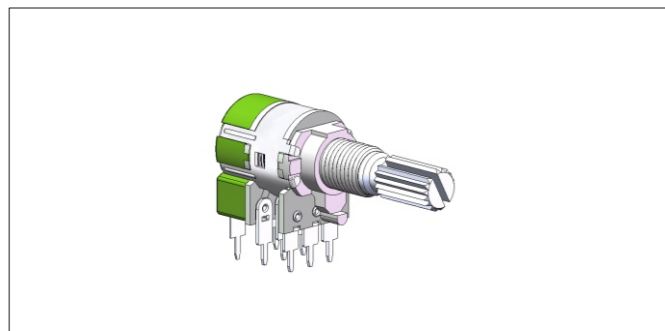
模组
Module

编码器
Encoder

开关
Switch

电位器
Potentiometer

电位器 | RP12系列
POTENTIOMETER RP12 SERIES



主要规格 TYPICAL SPECIFICATIONS

项目 Items	规格 Specifications
额定值 Rating	0.08W
操作寿命 Operating Life	10,000cycles
使用温度范围 Operating Temperature Range	-10°C to + 60°C
保存温度范围 Storage Temperature Range	-40°C to + 70°C

产品一览 PRODUCTS LINE

产品编号 Products No.	阻值线性 Resistance Taper	同步误差 Synchronous Error	开关力矩 (gf. cm) Operating Force	整箱包装数量 (PCS) QTY/CTN
RP1230NOXX-VX	15A 3B 15C	无	无	2000
RP1230G0XX-VX				
RP1231SN1XX-VX		± 4dB at -40dB~0dB	300± 90	1750
RP1231SN2XX-VX				
RP1231SGXX-VX				

照片 Photo	形状 Style	安装孔尺寸图 P.C.B Mounting Detail
<p>RP1230NO X X-V X</p>	<p>Full C.C.W Position</p> <p>Dimensions: 10, L±0.5, D, F, a, φ13, 30.0°, φ6±0.1, 7.5, H, 3, 3-0.8, 7.5, M7*0.75, 1.8-THEETHS, C0.5, φ2, 1.5, 5</p>	<p>Dimensions: 3-φ1^{+0.2}, 7.5, 5</p>

注明：如目录书与承认书规格参数、图纸有异，均以承认书为准。
Note: If any parameters or drawing of this catalog is different from "approval sheet", it's subject to the "approval sheet".

单位 UNIT: mm

<http://www.ljv.hk>

电位器 | RP12系列
POTENTIOMETER RP12 SERIES



照片 Photo	形状 Style	安装孔尺寸图 P.C.B Mounting Detail
<p>RP1230G0 X X-V X</p>	<p>Full C.C.W Position</p> <p>Dimensions: 11.8, L±0.5, D, F, 4.5⁺⁰_{-0.1}, φ6±0.1, C0.5, φ13, 30.0°, 7.5, H, 3, 6-0.8, 7.5, M7*0.75, R2, R1, 5, 5</p>	<p>Dimensions: 6-φ1^{+0.2}, 7.5, 5, 5</p>
<p>RP1231SN1 X X-V X</p>	<p>Full C.C.W Position</p> <p>Dimensions: 16.7, L±0.5, D, F, 4.5⁺⁰_{-0.1}, φ6±0.1, C0.5, φ13, 30.0°, 7.5, H, 3, 5-0.8, 7.5, M7*0.75, SW, R, 10, 5</p>	<p>Dimensions: 5-φ1^{+0.2}, 7.5, 10, 5</p>
<p>RP1231SN2 X X-V X</p>	<p>Full C.C.W Position</p> <p>Dimensions: 16.7, L±0.5, D, F, a, φ6±0.1, C0.5, φ13, 30.0°, 7.5, H, 3, 5-0.8, 7.5, M7*0.75, 1.8-THEETHS, SW, R, 5, 10</p>	<p>Dimensions: 5-φ1^{+0.2}, 7.5, 5, 10</p>
<p>RP1231SG X X-V X</p>	<p>Full C.C.W Position</p> <p>Dimensions: 16.7, L±0.5, D, F, a, φ6±0.1, C0.5, φ13, 30.0°, 7.5, H, 3, 8-0.8, 7.5, M7*0.75, 1.8-THEETHS, SW, R2, R1, 5, 5, 5</p>	<p>Dimensions: 8-φ1^{+0.2}, 7.5, 5, 5, 5</p>

注明：如目录书与承认书规格参数、图纸有异，均以承认书为准。
Note: If any parameters or drawing of this catalog is different from "approval sheet", it's subject to the "approval sheet".

单位 UNIT: mm

<http://www.ljv.hk>

模组
Module

编码器
Encoder

开关
Switch

电位器
Potentiometer

模组
Module

编码器
Encoder

开关
Switch

电位器
Potentiometer


电位器 RP15系列
POTENTIOMETER RP15 SERIES



主要规格 TYPICAL SPECIFICATIONS

项目 Items	规格 Specifications
额定值 Rating	0.25W 125V DC
操作寿命 Operating Life	10,000cycles
使用温度范围 Operating Temperature Range	-30°C to + 70°C

电位器 RP1820系列
POTENTIOMETER RP1820 SERIES



主要规格 TYPICAL SPECIFICATIONS

项目 Items	规格 Specifications
额定值 Rating	0.05W
操作寿命 Operating Life	20,000cycles
使用温度范围 Operating Temperature Range	-30°C to + 75°C

产品一览 PRODUCTS LINE

产品编号 Products No.	总阻 Total	线性 Resistance Taper	总阻值容许误差 Total Resistance Tolerance	残留阻值 Residual Resistance	旋转扭矩 (gf. cm) Rotational Torque	整箱包装数量 (PCS) QTY/CTN
RP1500XA1-H01	10K 56K 60K 62K	B	±10% ±20%	<10 Ω	60±30	3080

产品一览 PRODUCTS LINE

产品编号 Products No.	总阻值 Total	线性 Resistance Taper	定位数 Number of Detent	全旋转角度 (°) Total Rotational Angle	定位旋转扭矩 (gf. cm) Detent Torque	整箱包装数量 (PCS) QTY/CTN
RP1820NOFA-H01	10K	B	5	270±5°	500±150	600
RP1820NOFA-H01	10K	B	9	180±5°	500±150	
RP1820NOFA-H01	10K	B	13	270±5°	500±150	

照片 Photo	形状 Style	安装孔尺寸图 P.C.B Mounting Detail
<p>RP1500XA1-H01</p>	<p>A向视图</p>	<p>轴芯型号 □ HA □ HB</p>

注明：如目录书与承认书规格参数、图纸有异，均以承认书为准。
Note: If any parameters or drawing of this catalog is different from "approval sheet", it's subject to the "approval sheet".

单位 UNIT: mm

模组 Module

编码器 Encoder

开关 Switch

电位器 Potentiometer


电位器 RP1820系列
POTENTIOMETER RP1820 SERIES



电位器 RP39系列
POTENTIOMETER RP39 SERIES



照片 Photo	形状 Style	安装孔尺寸图 P.C.B Mounting Detail
RP1820N0FA-H01-5		
RP1820N0FA-H01-9		
RP1820FA-H01-13		



主要规格 TYPICAL SPECIFICATIONS

项目 Items	规格 Specifications
旋转力矩 Resistance Taper	250 ± 100gf. cm
操作寿命 Operating Life	20,000cycles
使用温度范围 Operating Temperature Range	-40°C to + 85°C

产品一览 PRODUCTS LINE

产品编号 Products No.	总阻值 Total Resistance	线性 Resistance Taper	LED灯 LED	定位数 Number of Detent	全旋转角度 Total Rotational Angle	操作部长度 (mm) Length of Operating Section	整箱包装数量 (PCS) QTY/CTN
RP3900NOXA-H01	10K	B	有	8	225 ± 3°	17.5	650
RP3901NOXA-H01			无	5	132 ± 3°		
RP3901NOXA-H01			无	8	225 ± 3°		
RP3903NOXA-H01			无	5	180 ± 3°		
RP3903NOXA-H01			无	29	270 ± 3°		
RP3902NOXA-H01			有	5	80 ± 3°		
RP3904NOXA-H01			有	5	180/275.8 ± 3°		
RP3904NOXA-H01			有	8	225 ± 3°		
RP3904NOXA-H01			有	9	180 ± 3°		
RP3904NOXA-H01			有	14	260 ± 3°		
RP3904NOXA-H01			有	17	180 ± 3°		
RP3904NOXA-H01			有	29	270/275.8 ± 3°		
RP3906NOXA-H01			有	5	108 ± 3°		
RP3906NOXA-H01			有	8	225 ± 3°		
RP3906NOXA-H01	有	29	270 ± 3°				
RP3908NOXA-H01	5K	B	有	17	220 ± 3°	22.2	550
RP3910NOXA-H01			有	5	240 ± 3°		
RP3910NOXA-H01			有	7	180 ± 3°		
RP3910NOXA-H01			有	8	225 ± 3°		
RP3910NOXA-H01			有	13	180 ± 3°		
RP3910NOXA-H01			有	17	180/220/140 ± 3°		

注明：如目录书与承认书规格参数、图纸有异，均以承认书为准。
Note: If any parameters or drawing of this catalog is different from "approval sheet", it's subject to the "approval sheet".
单位 UNIT: mm
<http://www.ljv.hk>

注明：如目录书与承认书规格参数、图纸有异，均以承认书为准。
Note: If any parameters or drawing of this catalog is different from "approval sheet", it's subject to the "approval sheet".
单位 UNIT: mm
<http://www.ljv.hk>

模组
Module

编码器
Encoder

开关
Switch

电位器
Potentiometer

模组
Module

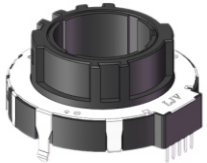
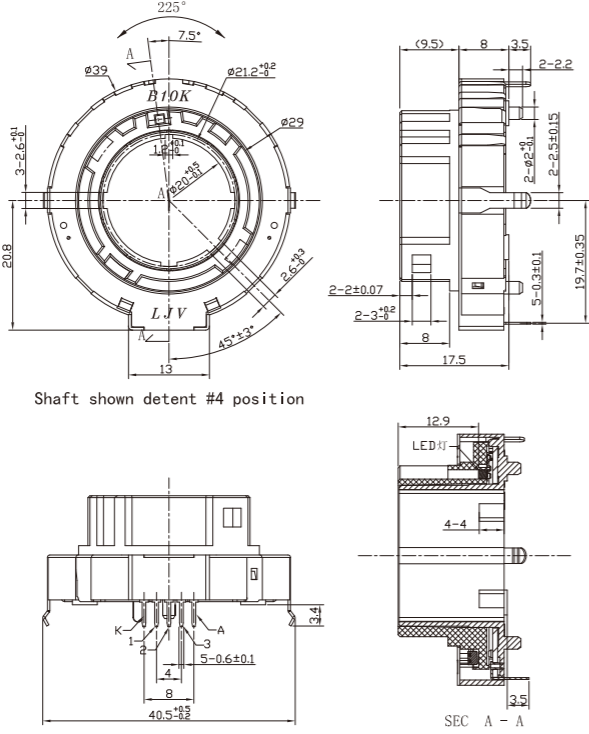
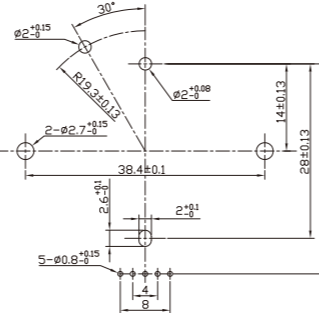
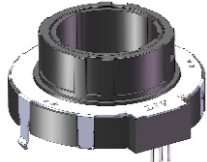
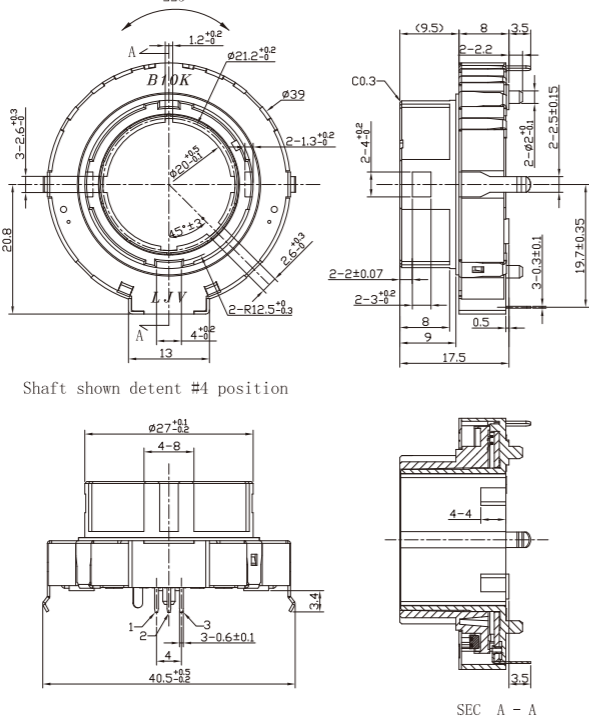
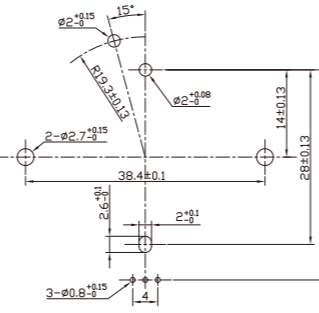
编码器
Encoder

开关
Switch

电位器
Potentiometer

电位器 RP39系列
POTENTIOMETER RP39 SERIES



照片 Photo	形状 Style	安装孔尺寸图 P.C.B Mounting Detail
<p>RP3900NOXA-H01-8</p> 	 <p>Shaft shown detent #4 position</p>	
<p>RP3901NOXA-H01-8</p> 	 <p>Shaft shown detent #4 position</p>	

注明：如目录书与承认书规格参数、图纸有异，均以承认书为准。
Note: If any parameters or drawing of this catalog is different from "approval sheet", it's subject to the "approval sheet".


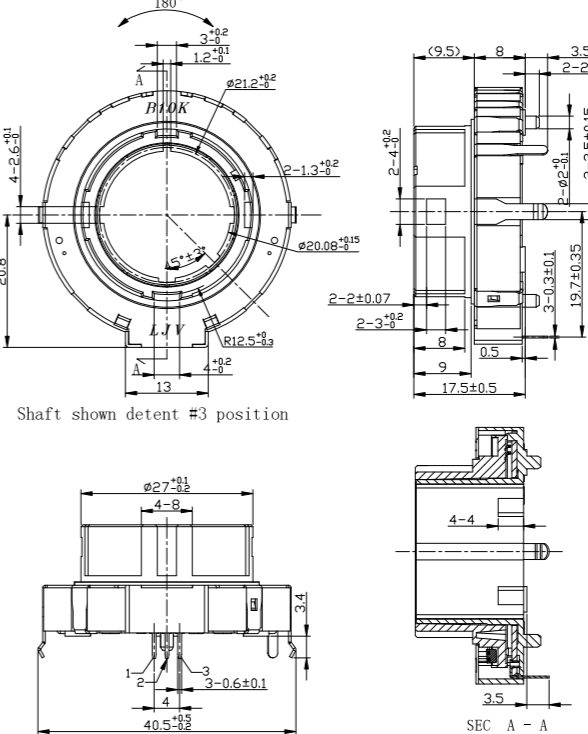
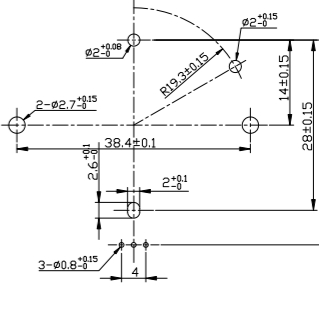

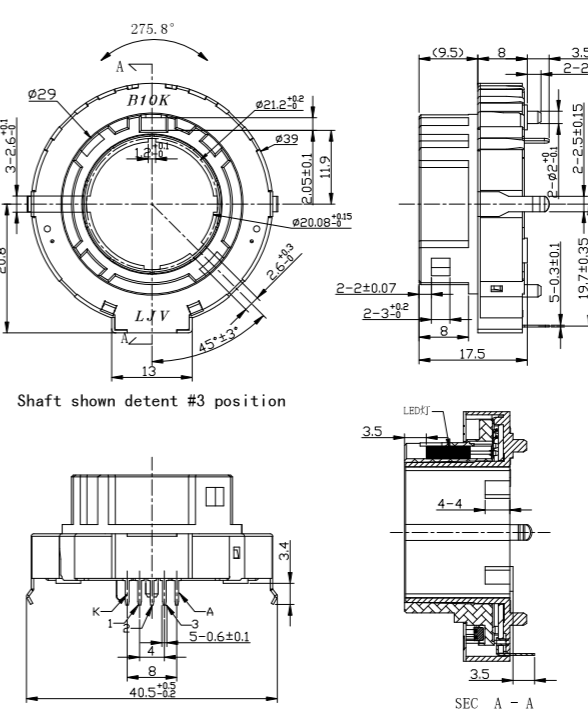
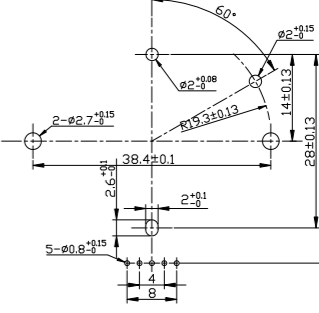
单位
UNIT: mm

电位器 RP39系列
POTENTIOMETER RP39 SERIES

照片
Photo

形状
Style

安装孔尺寸图
P.C.B Mounting Detail

<p>RP3903NOXA-H01-5</p> 	 <p>Shaft shown detent #3 position</p>	
<p>RP3904NOXA-H01-5</p> 	 <p>Shaft shown detent #3 position</p>	

注明：如目录书与承认书规格参数、图纸有异，均以承认书为准。
Note: If any parameters or drawing of this catalog is different from "approval sheet", it's subject to the "approval sheet".

单位
UNIT: mm

模组
Module

编码器
Encoder

开关
Switch

电位器
Potentiometer

模组
Module

编码器
Encoder

开关
Switch

电位器
Potentiometer

电位器 RP39系列
POTENTIOMETER RP39 SERIES



电位器 RP39系列
POTENTIOMETER RP39 SERIES



照片 Photo	形状 Style	安装孔尺寸图 P.C.B Mounting Detail
<p>RP3904NOXA-H01-29</p>	<p>Shaft shown detent #15 position</p>	
<p>RP3902NOXA-H01-5</p>	<p>Shaft shown detent #3 position</p>	

照片 Photo	形状 Style	安装孔尺寸图 P.C.B Mounting Detail
<p>RP3906NOXA-H01-29</p>	<p>Shaft shown detent #15 position</p>	
<p>RP3908NOXA-H01-17</p>	<p>Shaft shown detent #9 position</p>	

注明：如目录书与承认书规格参数、图纸有异，均以承认书为准。
Note: If any parameters or drawing of this catalog is different from "approval sheet", it's subject to the "approval sheet".

注明：如目录书与承认书规格参数、图纸有异，均以承认书为准。
Note: If any parameters or drawing of this catalog is different from "approval sheet", it's subject to the "approval sheet".

模组
Module

编码器
Encoder

开关
Switch

电位器
Potentiometer

模组
Module

编码器
Encoder

开关
Switch

电位器
Potentiometer

电位器 RP39系列
POTENTIOMETER RP39 SERIES



电位器 RTS1135系列
POTENTIOMETER RTS1135 SERIES

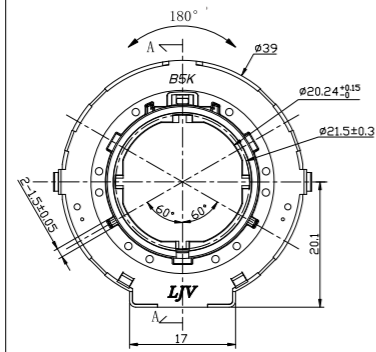


照片
Photo

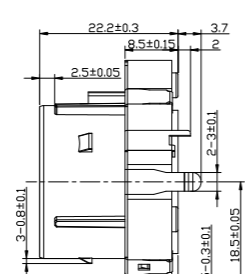
形状
Style

安装孔尺寸图
P.C.B Mounting Detail

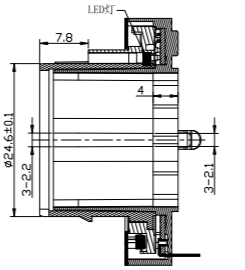
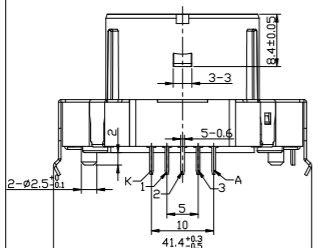

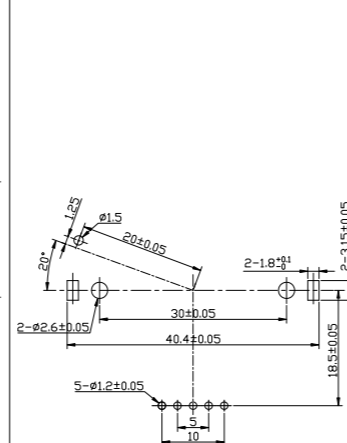
RP3910N0XA-H01-17




Shaft shown detent #9 position



SEC A - A



SEC A - A



主要规格 TYPICAL SPECIFICATIONS

项目 Items	规格 Specifications
额定值 Rating	0.1W 5V DC
全旋转角度 Total Rotational Angle	360°
操作寿命 Operating Life	1000,000cycles
使用温度范围 Operating Temperature Range	-40°C to + 85°C

产品一览

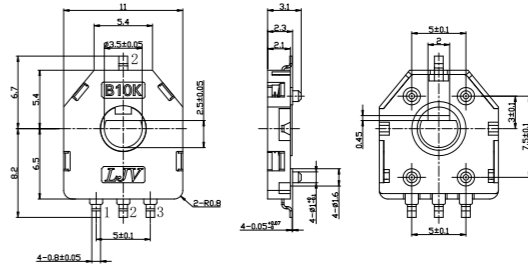
产品编号 Products No.	线性 Resistance Taper	总阻误差 Total Resistance Tolerance	有效角度(°) Effective Angle	旋转扭矩(gf.cm) Rotational Torque	焊接方式 Soldering Methods	整箱包装数量(PCS) QTY/CTN
RTS1135N0XX-V01	±2%	±20%	340	20±10	回流焊	3000

照片
Photo

形状
Style

安装孔尺寸图
P.C.B Mounting Detail

RTS1135N0XX-V01



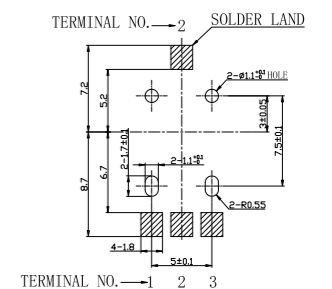
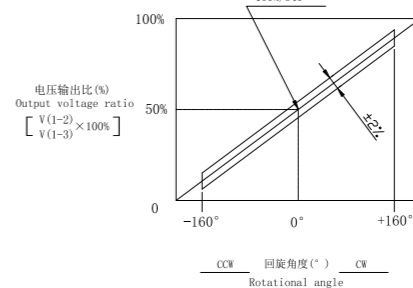
CIRCUIT: NO



输出电压直线性

基准线
Reference taper

100%/340°



TERMINAL NO. → 2 SOLDER LAND

TERMINAL NO. → 1 2 3



注明：如目录书与承认书规格参数、图纸有异，均以承认书为准。
Note: If any parameters or drawing of this catalog is different from "approval sheet", it's subject to the "approval sheet".

单位
UNIT: mm

注明：如目录书与承认书规格参数、图纸有异，均以承认书为准。
Note: If any parameters or drawing of this catalog is different from "approval sheet", it's subject to the "approval sheet".

单位
UNIT: mm

模组
Module

编码器
Encoder

开关
Switch

电位器
Potentiometer

模组
Module

编码器
Encoder

开关
Switch

电位器
Potentiometer

电位器使用注意事项

Potentiometers Usage Announcements



电位器使用注意事项

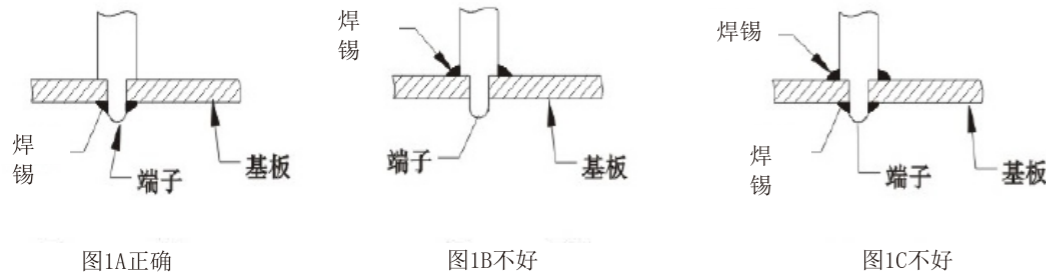
Potentiometers Usage Announcements



为了在最稳定的条件下使用电位器，请注意以下因素对电位器的影响：
环境的影响：

- 环境温度**
当电位器周围环境温度高于70°C时，电位器的定额功率将大幅度下降。
电位器的旋转（或滑动）操作力距（或操作力）会随温度的升高而变轻，随温度的降底而变紧。如需在低温下使用，请与我们联系，我们备有适当的润滑脂，可使旋转力距要低温时正常化。
- 化学品**
由于聚碳酸酯等合成植脂在电位器中的应用，请不要将电位器与以下物品接触：氨水、碱水溶液芳香族碳氢化合物、卤素族碳氢化合物、酮类、脂类及其他强烈化学品等。
- 腐蚀性气体**
尽量避免在有害气体中使用电位器，例如SO₂、NH₃，等，这些气体会引起塑料或金属的腐蚀。
- 结露**
电位器表面应避免结露或有水滴存在，请勿在潮湿或易使电阻体等零件表面结露的地方使用电位器，否则，可能会引起绝缘劣化或短路。

- 焊接作业时，若焊接温度过高或时间过长，可能对电位器造成损坏。推荐的焊接条件为：温度260±10°C，5±0.5s内完成，焊接处离电位器本体1.5mm以上，若采用烙铁焊接，请尽量考虑采用较低功率的电烙铁，且在2秒钟内完成。
- 尽量采用从PC板背面（电位器安装面的反面）焊接，焊接时注意不要让焊接锡流穿线路板，以避免传热过快，对电位器造成损坏（见图1）。



- 请注意避免助焊剂浸入电位器内部，否则将造成电刷与电阻体接触不良，产生INT、杂音不良等现象。因此，若采用波峰焊，请在焊接前考虑适当的保护措施。
- 应避免使用水溶性助焊剂，否则将可能助长金属氧化与材料发霉。
避免使用劣质焊锡，焊锡不良可能造成上锡困难，导致接触不良或断路。

安装方法的影响：

- 当电位器是用螺母安装于面板时，锁紧螺母时应非常小心，锁紧力矩不宜过紧，以避免破坏螺母。
- 当需用螺钉安装铁壳型直滑电位器时，避免使用过长螺钉，否则有可能妨碍滑柄的运动，甚至直接损坏电位器本身。
- 在焊接或安装进程中，不要对端子施加过大的力，否则可能引起接触不良或机械损伤。尽量避免来回弯折端子，端子可能由于弯折两周以上而折断。
当给电位器套上旋钮时，不要对轴施加过大的轴向推/拉力，其推/拉力不应超过产品《规格书》中所规定的轴的推/拉力参数指标。

存储条件

- 禁止存放于高温及腐蚀性气体中。
- 当您需长期存放时，不要开封。
- 保持先进先出原则。

关于线路设计及布局结构设计的几点建议：

- 由于电阻值的存在，电位器在外加负荷下会产生一定的热量。在您设计时请加以考虑。
- 最好能将电位器当作四端组件作调整电压的分压器使用且接线方式宜选择“1”端接地同时电位器的负载电阻RL应不小于电位器公称阻值Rt的10倍。（见图2A）
除了特别设计的需要，应避免将电位器当作二端组件作变阻器使用。因为电阻体与接触片间的接触电阻不利大电流的通过，同时，由于仅使用了有效行程的一部分，如果动触点电流过大，可能造成局部过载而失效。（见图2B）

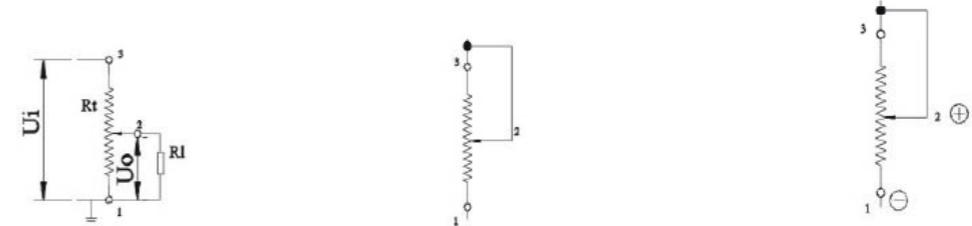


图2A推荐 图2B不推荐 图2C不推荐

- 当电位器在直流电路中作为电流调节使用时，将有直流电流通过电位器的滑动臂。此时由于阳极氧化的原因会导致电阻值异常增加。在这种情况下，建议将电阻体的引出端子接负极，将滑动臂的引出端子接正极。（见图3）
- 尽管电阻体两极是印刷银层，但为了提高抗硫化的可靠性，通常在电阻体的两极覆盖一层碳膜，此时其中端电阻可能会偏高，如果希望低终端电阻，请与我们联系。
- 对电位器旋转止档施加过大的扭力可能会引起机械性损坏，因此，对于旋转类电位器请尽量选用外径较小的旋钮，以使止档受到的力矩尽量减小。
- 对于转轴类电位器，请适当考虑当使用者调节电位器时能用拇指与食指从两个方向捏住电位器轴柄上的旋钮进行旋转。因为旋转时柄受力越均匀，则轴的晃动越小，电刷与电阻体间的接触也越可靠。（见图4）

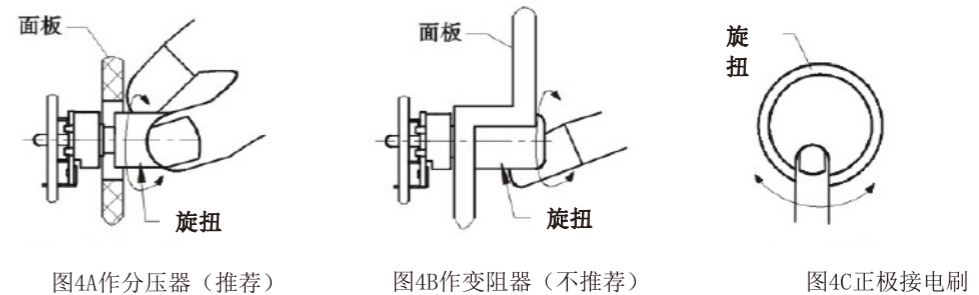


图4A作分压器（推荐） 图4B作变阻器（不推荐） 图4C正极接电刷

- 面壳上为电位器调节旋钮而预留的安装孔的直径，在设计时请留够的配合间隙，因为旋钮的同轴度偏差及电位器轴柄晃动量的影响，若配合过于紧密，易产生旋钮与面壳刮擦的现象。（见图5）
- 直滑电位器的滑柄长度或旋转类电位器的轴柄长度，在选择时，如果条件许可，尽可能采用较短的滑柄（或转轴），滑柄（或转轴）越短则手感越稳定，滑柄（或转轴）摇晃也越小。（见图6）

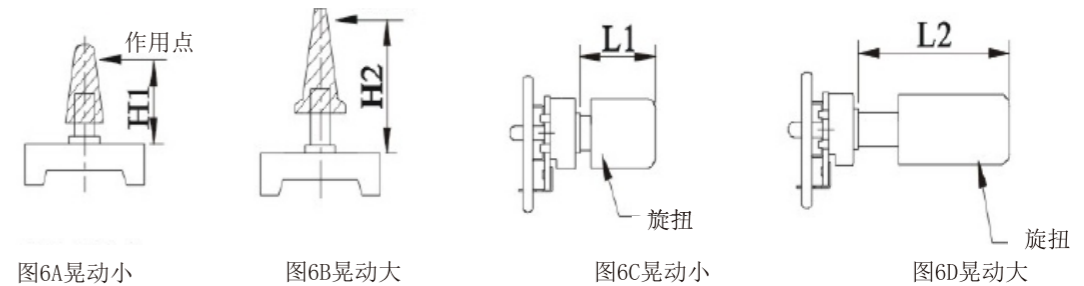
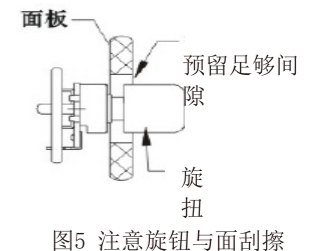


图6A晃动小 图6B晃动大 图6C晃动小 图6D晃动大

模组
Module

模组
Module

编码器
Encoder

编码器
Encoder

开关
Switch

开关
Switch

电位器
Potentiometer

电位器
Potentiometer

电位器使用注意事项

Potentiometers Usage Announcements



9、直滑电位器的滑柄驱动机构，若操作作用点偏离滑柄之中心线是不适宜的。距离L越短所获得的滑动手感则越好。请尽量考虑采用使驱动件的中心线与重合的机构。（见图7）

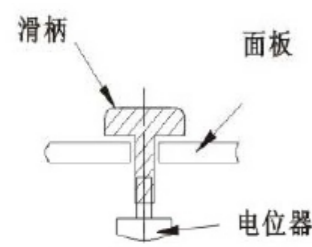


图7A 推荐

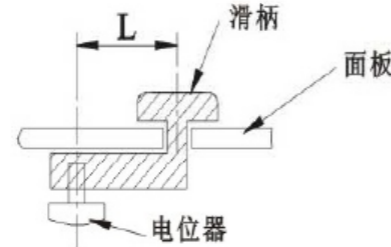


图7B 不推荐

10、对于带开关电位器，请在开关额定功率范围内使用，不要将大功率开关做小电流通，断开开关来使用。例如：5A的开关不宜在1mA的工作电流中使用。建议用仪表实测或计算的方法来检查浪涌电流，如果浪涌电流太大，即使常规电流很小，也会出现融化或其他问题。

关于订货的建议：

当您选择电位器时，请注意以下几点：

- 1、外型尺寸或名称；
- 2、用途；
- 3、标称阻值及允许偏差；
- 4、电阻规律；
- 5、有无定位；
- 6、额定功率或最高工作电压；
- 7、由于持续改进或其他方面的原因，产品实物的名称、外型尺寸和性能指标等可能与此产品目录中所列有所不同，如有变更之处，请以送样时附送的《规格书》中的外型图和指标参数为准。

Usage Notice of Potentiometer

In order to use the potentiometer under the steady conditions, please pay attention to the influence of the following factors on the potentiometer:

Influence of the environment:

1. Ambient temperature

When the ambient temperature is over 70°C, the rated power of the potentiometer will drop remarkably. The turning/sliding operating torque/forcelessens with the rise of temperature and increases with the drop of it. If the potentiometer is to be used under low temperature, please contact us. We have special grease to normalize the turning torque under low temperature.

2. Chemicals

Since synthetic resins such as polycarbonate have been used in potentiometer, please keep the potentiometer away from the following substances: ammonia, alkaline solution, aromatic hydrocarbon, haloid hydrocarbon, ketone, lipid and other strong chemicals.

3. Corrosive gas

Avoid using the potentiometer in harmful gases such as SO₂, NH₃, which will lead to corrosion of plastics or metal.

4. Dew formation

Dew formation or water drops on the surface of potentiometer should be avoided. Don't set the potentiometer in humid places or where moisture can easily condense on element surface, otherwise, insulation deterioration or short-circuiting will take place.

电位器使用注意事项

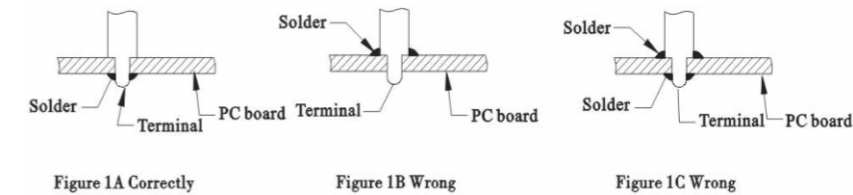
Potentiometers Usage Announcements



Influence of soldering conditions and method

1. During soldering, the potentiometer may be damaged due to over temperature or long soldering time. The recommended soldering conditions are: temperature of 260±10°C, soldering time within 5S±0.5S seconds, and the soldering point should be at least 1.5mm from the main body of the potentiometer. If soldering iron is used, please choose electric soldering iron of lower power and finish soldering in 2 seconds.

2. Do the soldering from the back of the PC board, i.e. the back of the mounting side of the potentiometer; no solder should be allowed to flow through the circuit board in order to prevent the heat from transferring too quick and damaging the potentiometer (see figure 1).



3. Please pay attention that no soldering flux is allowed to infiltrate into the potentiometer, otherwise, there will be poor contact between brush and the resistor, and leading to INT damaging, noise, etc. Therefore, if wave soldering is employed, please adopt proper precautions.

4. Water-soluble soldering flux should be avoided. Otherwise, metal oxidation and mould development on materials will be aggravated.

5. Avoid using solder of poor quality which may lead to difficulty in applying the solder, and resulting in poor contact or open circuit.

Influence of mounting method:

1. When the potentiometer is fixed onto the board by nut, be careful when tightening the nut. The tightening torque should not be too high to prevent damaging the screw thread.

2. When screw is needed for mounting shell type sliding potentiometer, avoid screws of excessive length, otherwise the movement of the sliding bar may be hindered even the potentiometer be damaged.

3. Don't exert too much force on terminals during soldering or mounting, otherwise, poor contact even mechanical damage may be found. Avoid bending terminals back and forth because the terminal may break due to two circles of bending or more.

4. When assemble the knob, don't exert over axial pushing/pulling force on the shaft. The force must not exceed the shaft pushing/pulling force set in the Specification Table.

Storage conditions

1. High temperature, high humidity or corrosive gases are prohibited in storage.

2. Don't open the seal when long-term reservation is needed.

3. Keep the principle of "first come, first use".

模组
Module

编码器
Encoder

开关
Switch

电位器
Potentiometer

模组
Module

编码器
Encoder

开关
Switch

电位器
Potentiometer

Suggestions on circuit design and layout :

1. Because of the existence of resistance value, the potentiometer will produce heat quantity under applied load. Please take this into account during design.
2. The best way is to use the potentiometer as a four-terminal element for adjusting voltage of voltage divider. For wiring, you'd better choose terminal "1" for grounding and R_I (the load resistance of the potentiometer) should be not smaller than ten times as R_r (the nominal resistance).

Except for special design requirement, the potentiometer shouldn't be used as a two-terminal rheostat. The Contact Resistance between the resistor and the contact piece will hinder the passing of big electric current, at the same time, the current at the moving contact may be too big since only part of the effective travel is in function and lead to local over loading then failure of the unit. (See figure 2B)

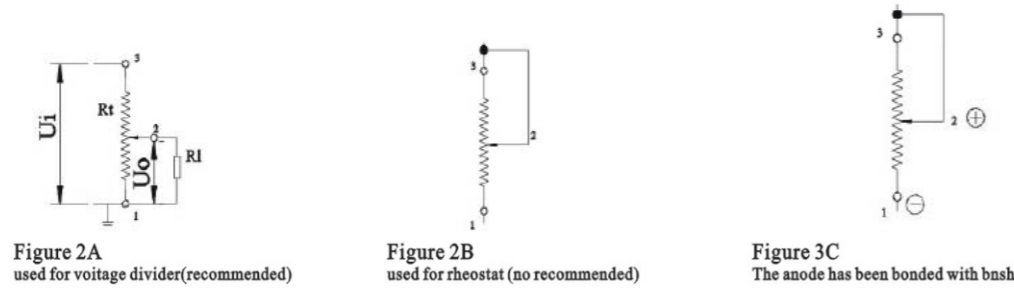


Figure 2A used for voltage divider(recommended)

Figure 2B used for rheostat (no recommended)

Figure 3C The anode has been bonded with bnsh

3. When the potentiometer is used as current regulator in DC circuit, DC current will pass the sliding arm thus resistance value will rise abnormally because of anodic oxidation. In this case, it is recommended to connect the leading-out terminal of the resistor to the cathode and that of the sliding arm to anode. (See figure 3)

4. Although both poles of the resistor are covered by printed silver layer, normally a carbon film is applied on the pole in order to improve reliability of sulfide resistance, and causing a comparatively high terminal resistance. If lower terminal resistance is needed, please contact US.

5. Too much twisting force on the limit stop of the turning knob may give rise to mechanical damage. Therefore, please choose knob of smaller outside diameter to minimize torque on the stop.

6. For shaft type potentiometer, please make proper design to enable the user to turn the knob on shaft handle by hold the knob with thumb and forefinger from two different directions, The reason is that when force on the shaft handle is evenly applied, the shaft will be more steady and contact between the brush and the resistor will be more reliable. (See figure 4)

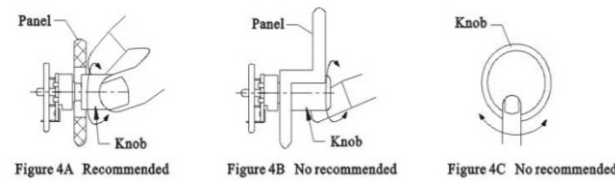


Figure 4A Recommended

Figure 4B No recommended

Figure 4C No recommended

7. Sufficient fitting clearance should be arranged when calculating the diameter of the mounting hole prepared for the actual products may be different from that in this catalogue. knob in the panel. Too tight fitting together with deviation of knob center line and unsteadiness of the shaft handle will cause scraping and friction between the knob and the panel. (see figure 5)

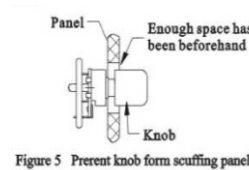


Figure 5 Prevent knob from scuffing panel

8. When select the sliding handle for sliding type potentiometer or sbm handle for the tuning type. choose as short as possible. When the handle becomes shorter, the handling and the movement become steadier. (see figure 6)

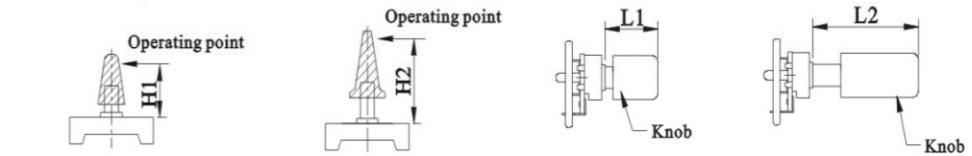


Figure 6A Less shaking

Figure 6B More shaking

Figure 6C Less shaking

Figure 6D More shaking

9. For driving unit of the sliding handle in sliding type potentiometers, it is not proper to allow displacement between the contact spot and the centerline of the handle. The smaller distance L is, the better the sliding control by hand will be. You'd better use a driving unit in which the driving piece and the handle has the same centerline. (See figure 7)



Figure 7A Recommended

Figure 7B No recommended

10. For potentiometers with switches, please use it within the rated power of the switch. Don't use a high power switch as small current circulation and on-and-off switch. For example, switch of 5A is not suitable to be used under 1mA working current. It is recommended to check the surge current by actual measurement or calculation. If surge current is too big, problems such as melting will occur even the regular current is small.

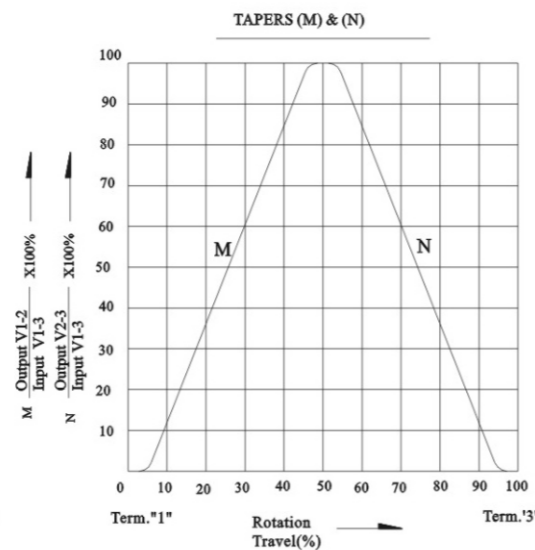
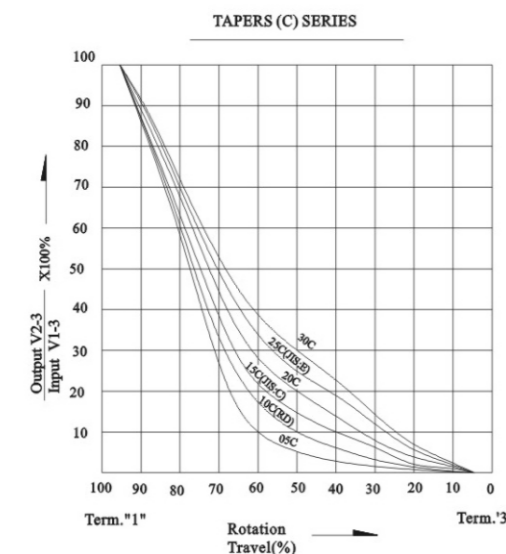
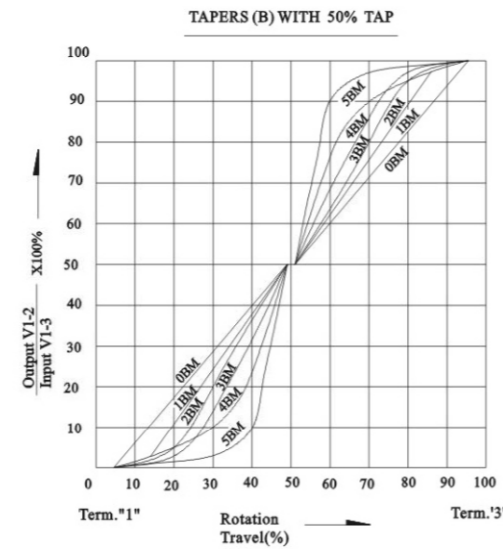
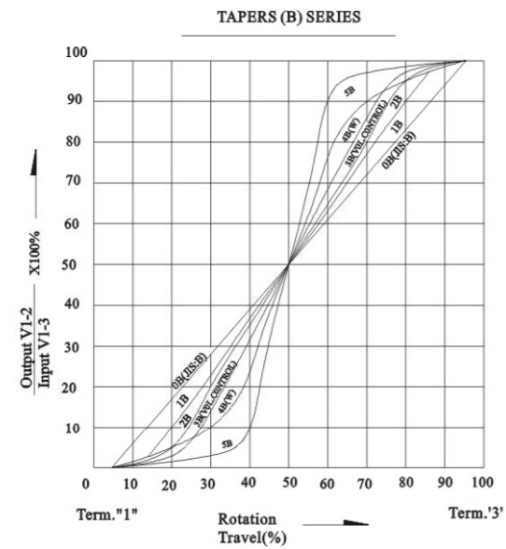
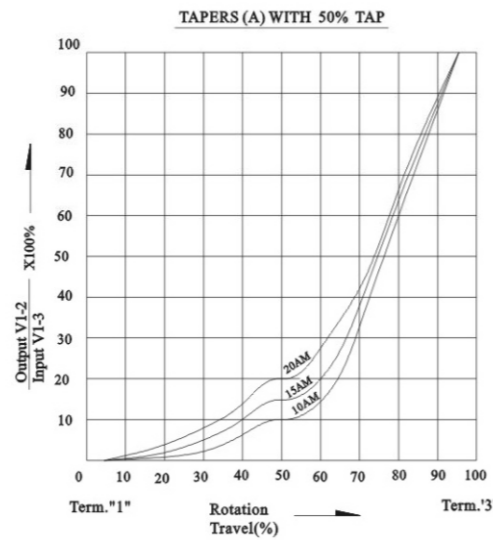
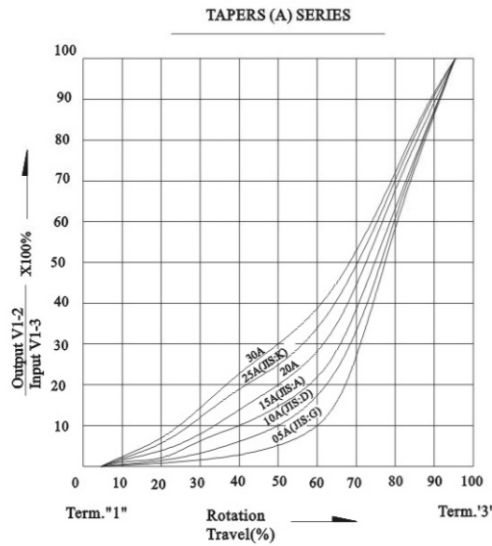
Suggestions for order

When choosing potentiometers, please pay attention to the following items:

1. External dimensions and designation.
2. Usage.
3. Nominal resistance value and permissible deviation.
4. Regular pattern of resistance.
5. Whether soft positioning is provided.
6. Rated power or maximal operational voltage.
7. Because of constant improvement or other reasons, the designation, external dimensions and performance index of the actual products may be different from that in this catalogue. For any change, please see the external figure and parameters in the Specification Table attached to the sample.

电阻规律特性表

Resistance Taper Characteristics



电阻规律特性表

Resistance Taper Characteristics



Type	JIS	Test point and output voltage proportion (%)								
		10	20	30	50	60	70	80	90	
A	05A	G	—	—	—	2-10	—	—	—	—
	10A	D	—	—	—	6-15	—	—	—	—
	15A	A	—	—	—	10-22	15-30	—	—	—
	20A	—	—	—	—	15-27	—	—	—	—
	25A	K	—	—	—	19-33	—	—	—	—
30A	—	—	—	—	24-38	—	—	—	—	
B	0B	B	—	—	—	42-58	—	—	—	—
	1B	—	0.2-4	—	—	42-58	—	—	—	96-99.8
	2B	—	—	2-10	—	42-58	—	—	90-98	—
	3B	—	—	1-7	—	42-58	—	—	93-99	—
	4B	W	—	—	5-15	42-58	—	85-95	—	—
5B	—	—	—	1-7	42-58	—	93-99	—	—	
C	05C	—	—	—	2-10	—	—	—	—	—
	10C	RD	—	—	6-15	—	—	—	—	—
	15C	C	—	—	10-22	15-30	—	—	—	—
	20C	—	—	—	15-27	—	—	—	—	—
	25C	E	—	—	19-33	—	—	—	—	—
30C	—	—	—	24-38	—	—	—	—	—	

A B taper: $\frac{\text{Output V1-2}}{\text{Input V1-3}} \times 100\%$

C taper: $\frac{\text{Output V2-3}}{\text{Input V1-3}} \times 100\%$

■ 关于电阻规律的说明Explanation of resistance taper

- 1、本产品说明书中所表述的电阻规律均以JIS为标准。
- 2、旧部标、IEC标准及日本JIS标准的电阻规律代号比较见下表：

1. In this products catalog, the resistance taper is in accordance with JIS standard.
2. For the contrast of the old ministry standard, IEC standard and JIS standard regarding resistance taper, see the table below.

旧部标 Old Ministry Standard	X	Z	D
IEC 标准 IEC Standard	B	A	C
JIS 标准 JIS Standard	A	B	C

模组
Module

编码器
Encoder

开关
Switch

电位器
Potentiometer

模组
Module

编码器
Encoder

开关
Switch

电位器
Potentiometer

电阻规律特性表

Resistance Taper Characteristics



<p>NO: 单联 single-unit</p>	<p>N1: 单联 single-unit</p>	<p>N2: 单联 single-unit</p>	<p>NT: 单联带抽头 single-unit with tap</p>
<p>SN: 单联带旋转开关 single-unit with rotary switch</p>	<p>PN: 单联带按压开关 single-unit with push switch</p>	<p>G0: 双联 dual-unit</p>	<p>G1: 双联 dual-unit</p>
<p>G2: 双联 dual-unit</p>	<p>GT: 双联带抽头 dual-unit with tap</p>	<p>SN1: 单联带旋转开关 single-unit with rotary switch</p>	<p>SG: 双联带旋转开关 dual-unit with rotary switch</p>
<p>PG: 双联带按压开关 dual-unit with push switch</p>	<p>E0: 三联 three-unit</p>	<p>F0: 四联 fore-unit</p>	<p>SF: 四联带旋转开关 fore-unit with rotary switch</p>
<p>J0: 六联 six-unit</p>	<p>SJ: 六联带旋转开关 six-unit with rotary switch</p>		

轴芯类型表

SHAFT TYPE



<p>A-TYPE</p>	<p>AE-TYPE</p>	<p>AF-TYPE</p>
<p>AI-TYPE</p>	<p>AS-TYPE</p>	<p>AM-TYPE</p>
<p>AV-TYPE</p>	<p>B-TYPE</p>	<p>F-TYPE</p>
<p>FF-TYPE</p>	<p>K-TYPE</p>	<p>KF-TYPE</p>

注明：如目录书与承认书规格参数、图纸有异，均以承认书为准。
Note: If any parameters or drawing of this catalog is different from "approval sheet", it's subject to the "approval sheet".

注明：如目录书与承认书规格参数、图纸有异，均以承认书为准。
Note: If any parameters or drawing of this catalog is different from "approval sheet", it's subject to the "approval sheet".

单位
UNIT: mm

轴芯类型表

SHAFT TYPE

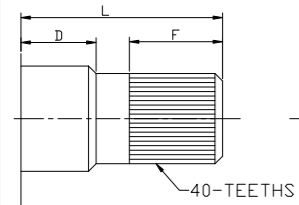


模组
Module

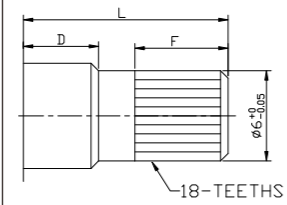
编码器
Encoder

开关
Switch

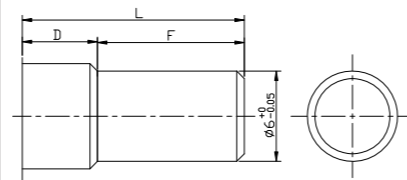
电位器
Potentiometer



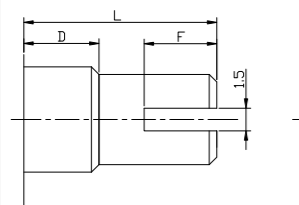
P-TYPE



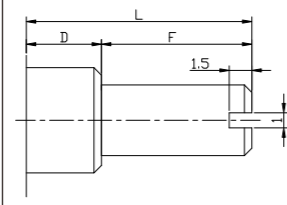
Q-TYPE



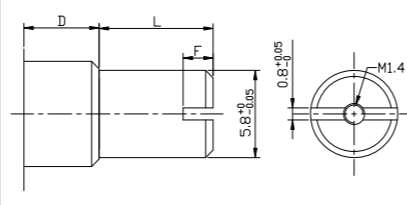
R-TYPE



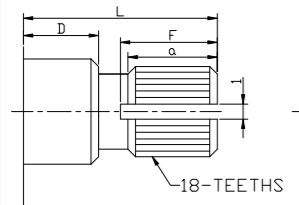
T-TYPE



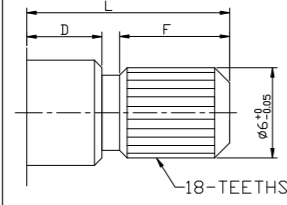
TE-TYPE



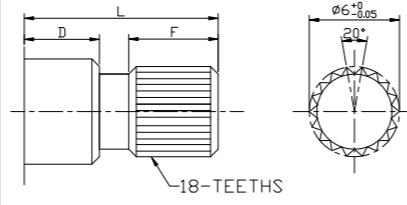
TF-TYPE



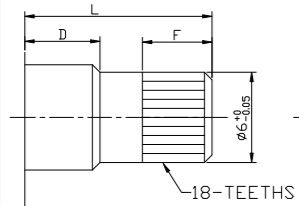
V-TYPE



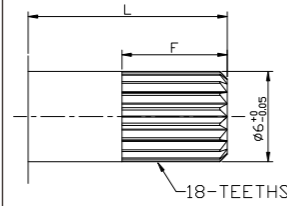
VF-TYPE



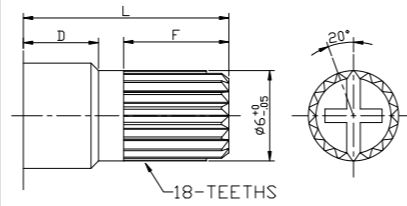
VE-TYPE



Y-TYPE



YQ-TYPE



YS-TYPE

注明：如目录书与承认书规格参数、图纸有异，均以承认书为准。
Note: If any parameters or drawing of this catalog is different from "approval sheet", it's subject to the "approval sheet".

单位
UNIT: mm